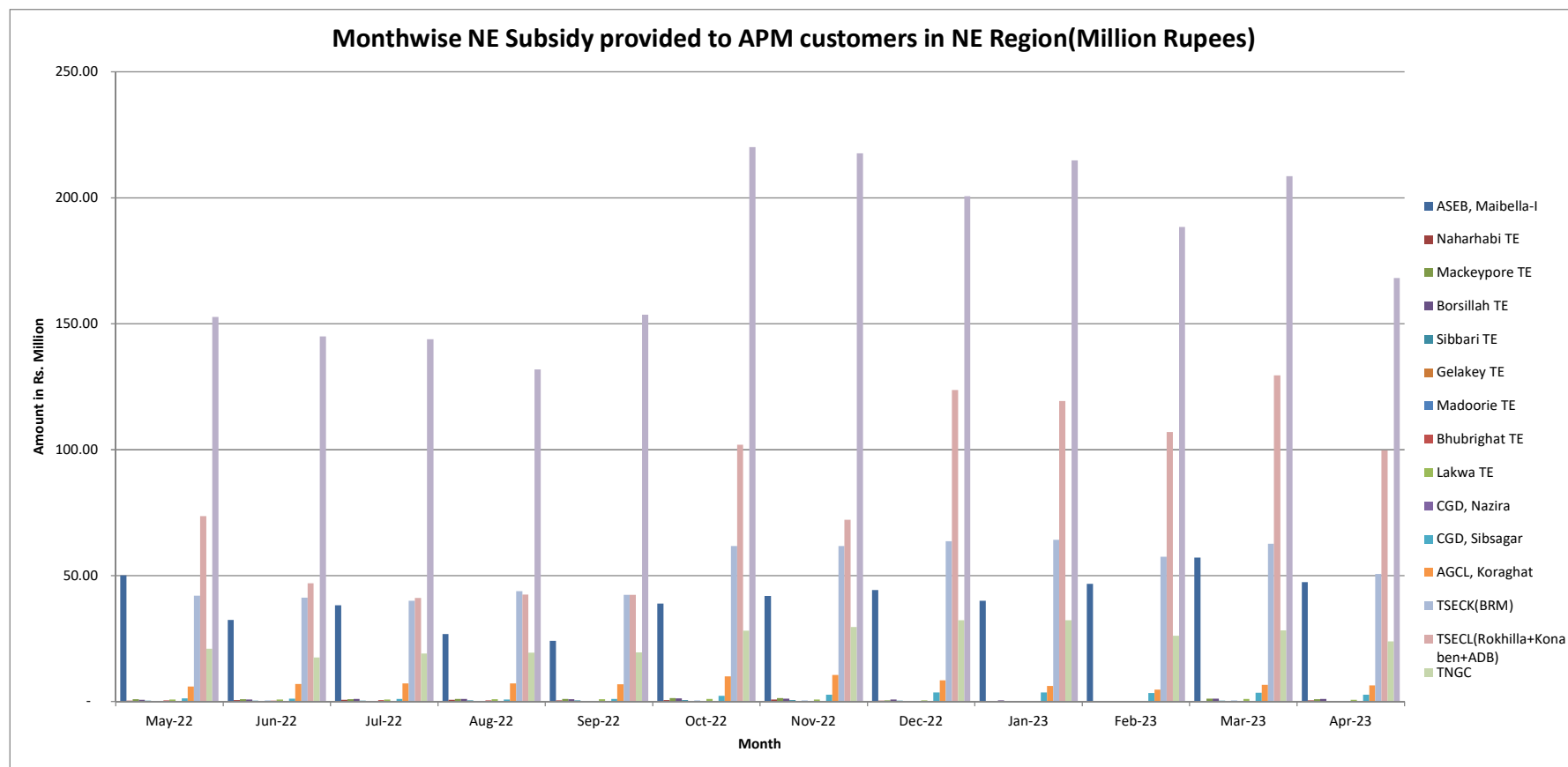


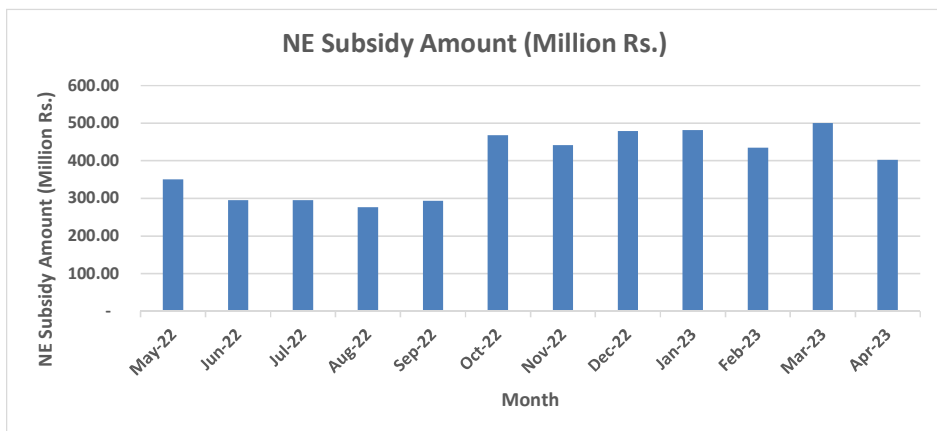
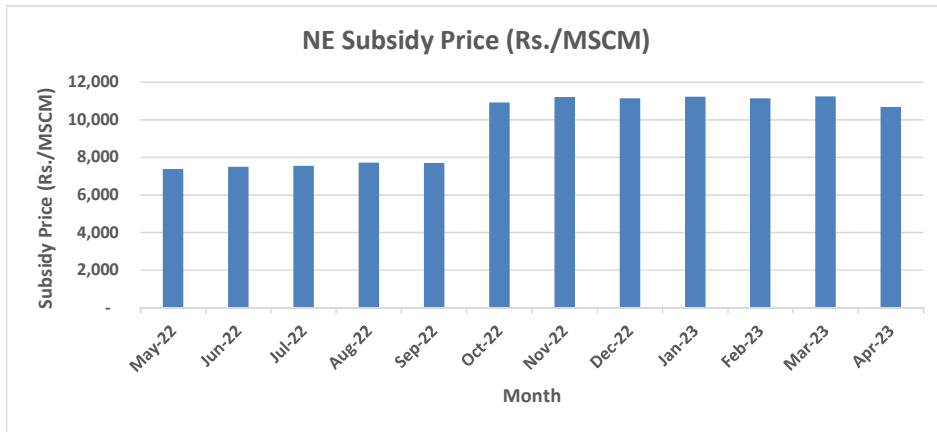
Name of the Consumer/Delivery point	Details of NE Subsidy Provided to APM Customer in last 12 months (Indian Rs. In Million)												
	May-22	Jun-22	Jul-22	Aug-22	Sep-22	Oct-22	Nov-22	Dec-22	Jan-23	Feb-23	Mar-23	Apr-23	Total
ASEB, Maibella-l	50.09	32.43	38.14	26.78	24.09	38.85	41.94	44.27	39.96	46.76	57.20	47.33	487.81
Naharhabi TE	0.34	0.60	0.65	0.66	0.45	0.57	0.82	0.40	0.06	0.04	0.26	0.46	5.29
Mackeypore TE	0.88	0.90	0.91	0.94	0.96	1.30	1.34	0.45	0.16	0.25	1.07	0.92	10.09
Borsillah TE	0.68	0.85	0.94	1.02	0.86	1.25	1.19	0.74	0.49	0.09	1.20	0.98	10.28
Sibbari TE	0.37	0.41	0.36	0.42	0.45	0.59	0.57	0.34	0.09	0.02	0.37	0.27	4.24
Gelakey TE	0.13	0.14	0.14	0.15	0.14	0.18	0.18	0.06	0.01	0.02	0.17	0.14	1.45
Madoorie TE	0.24	0.28	0.27	0.27	0.27	0.34	0.29	0.10	0.01	0.13	0.29	0.26	2.75
Bhubrighat TE	0.48	0.36	0.51	0.46	0.21	0.20	0.25	0.20	-	-	0.08	0.12	2.86
Lakwa TE	0.85	0.79	0.72	0.88	0.90	1.02	0.72	0.46	0.17	0.25	1.06	0.67	8.50
CGD, Nazira	0.13	0.12	0.13	0.13	0.12	0.18	0.18	0.19	0.19	0.17	0.19	0.15	1.88
CGD, Sibsagar	1.23	1.20	1.05	0.78	0.94	2.23	2.72	3.61	3.56	3.34	3.42	2.73	26.80
AGCL, Koraghat	5.97	6.96	7.20	7.21	6.83	10.00	10.49	8.43	6.20	4.68	6.54	6.34	86.84
TSECK(BRM)	42.01	41.26	40.01	43.75	42.40	61.71	61.76	63.58	64.20	57.45	62.64	50.72	631.49
TSECL(Rokhill+Konaben+ADB)	73.62	46.90	41.19	42.49	42.36	101.96	72.08	123.68	119.28	106.95	129.49	99.72	999.72
TNGC	20.95	17.47	19.10	19.36	19.45	28.13	29.58	32.29	32.31	26.18	28.20	23.85	296.86
Neepco (ADB+Konaben)	152.74	144.91	143.85	131.88	153.62	220.12	217.70	200.70	214.92	188.40	208.58	168.16	2,145.57
Total	350.72	295.57	295.14	277.17	294.05	468.61	441.81	479.50	481.59	434.73	500.76	402.81	4,722.46



Monthwise Quantity, Subsidy Price and Amount

Month	Quantity (MSCM)	NE Subsidy Price (Rs./MSCM)	NE Subsidy Amount (Million Rs.)
May-22	50,107	7,375	350.72
Jun-22	42,107	7,487	295.57
Jul-22	41,369	7,559	295.14
Aug-22	38,381	7,707	277.17
Sep-22	41,097	7,704	294.05
Oct-22	46,189	10,920	468.61
Nov-22	42,327	11,207	441.81
Dec-22	46,370	11,135	479.50
Jan-23	46,313	11,224	481.59
Feb-23	42,259	11,147	434.73
Mar-23	48,073	11,244	500.76
Apr-23	46,491	10,692	402.81

Correlation Quantity & NE Subsidy	Correlation NE Subsidy Price & NE Subsidy Amount
0.615	0.941



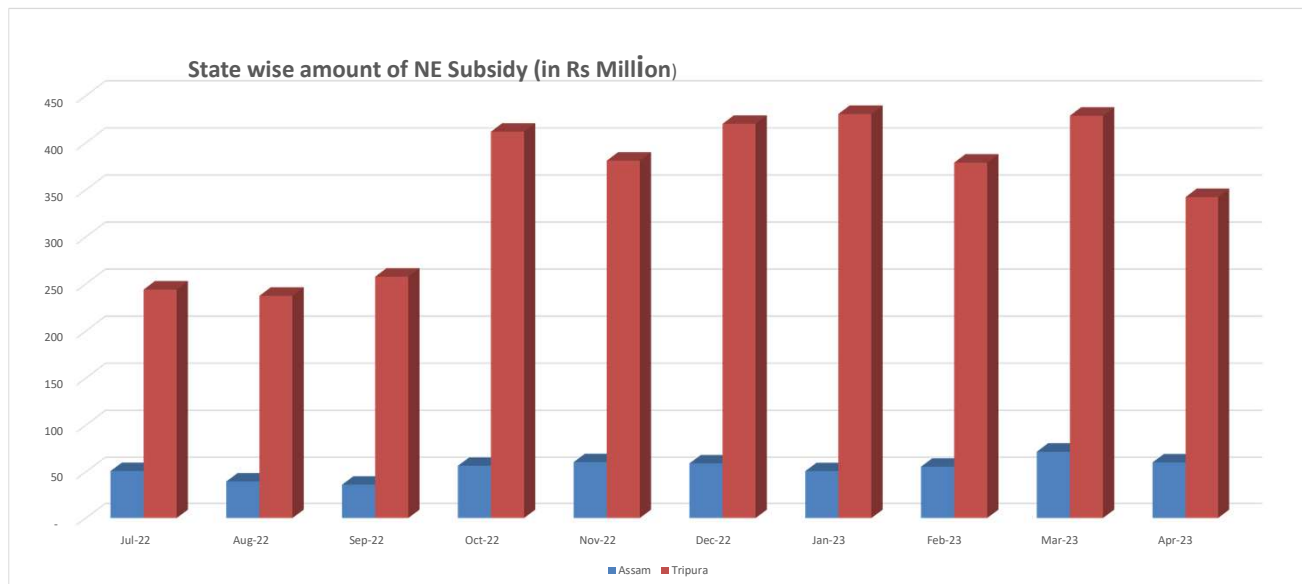
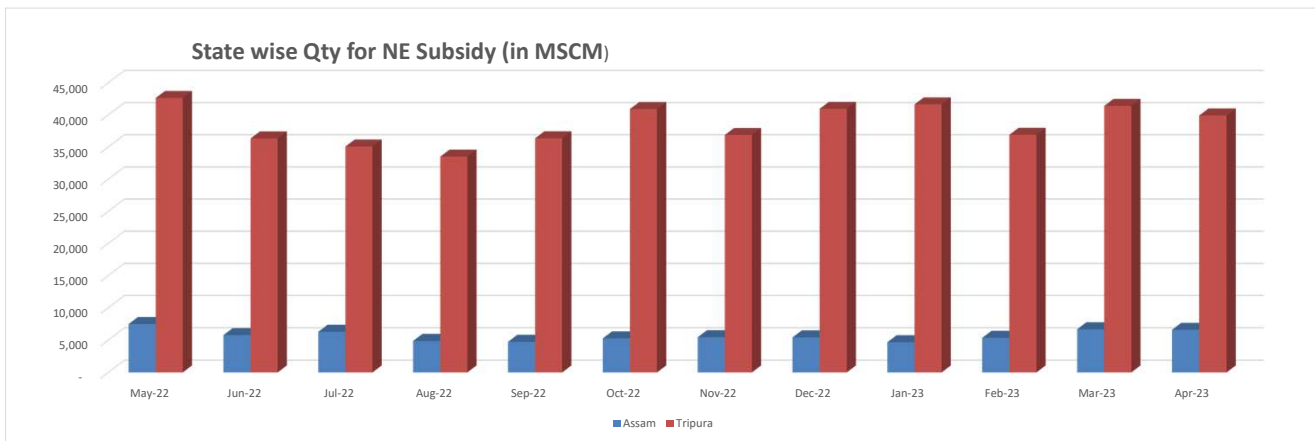
Statewise details of gas supplied on which subsidy is claimed

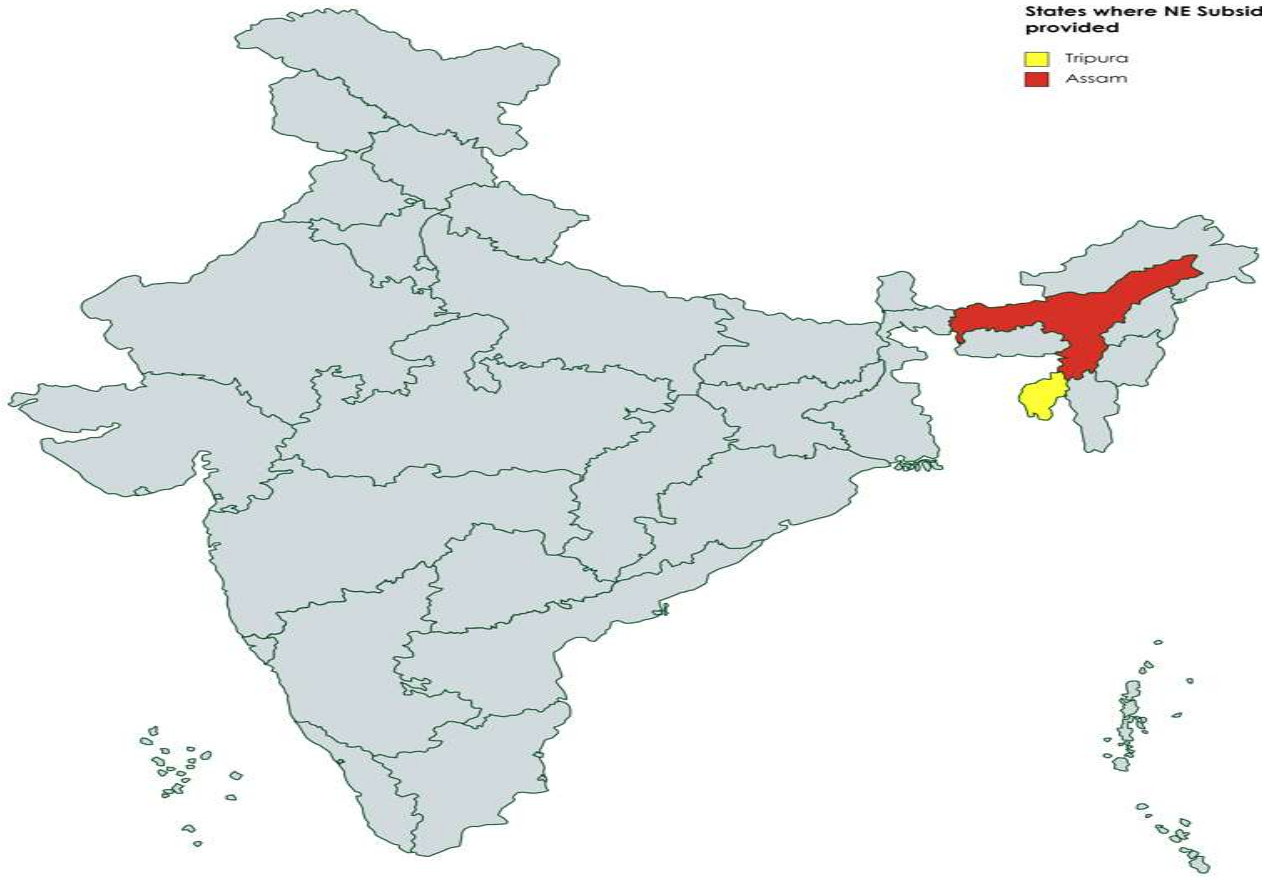
Assam													
Name of the Consumer/Delivery point	May-22	Jun-22	Jul-22	Aug-22	Sep-22	Oct-22	Nov-22	Dec-22	Jan-23	Feb-23	Mar-23	Apr-23	Total
Gas Supplied through Gail													
ASEB, Maibella-I	6,070	4,209	4,716	3,316	3,261	3,763	3,917	4,206	3,797	4,388	5,239	5,279	52,161
Naharhabi TE	43	74	80	78	54	47	66	33	4	3	20	45	548
Mackeypore TE	109	109	112	114	114	108	109	36	13	20	102	91	1,038
Borsillah TE	86	106	114	124	100	104	95	59	39	7	104	96	1,034
Sibbari TE	47	50	44	51	55	50	46	27	7	1	30	26	434
Gelakey TE	17	17	17	18	18	15	15	5	1	2	21	14	158
Madoorie TE	25	28	28	28	28	25	20	8	1	10	24	23	248
Bhubrighat TE	72	52	74	65	30	20	25	20	-	-	7	14	380
Lakwa TE	103	102	88	110	122	99	67	44	16	24	105	73	953
Gas Supplied through AGCL													
CGD, Nazira	16	15	16	16	15	16	15	16	16	201	218	15	572
CGD, Sibsagar	152	148	126	91	111	186	224	292	285	269	278	266	2,428
AGCL, Koraghat	745	865	878	867	831	842	851	682	502	433	532	647	8,676

Tripura													
TSECK(BRM)	6,197	6,000	5,760	6,200	5,981	6,154	6,000	6,200	6,200	5,600	6,061	5,909	72,261
TSECL(Rokhilla+Konaben+ADB)	10,848	6,792	5,915	5,984	5,970	10,135	6,962	12,055	11,533	10,418	12,500	11,610	110,721
TNGC	3,083	2,525	2,727	2,723	2,737	2,781	2,852	3,137	3,124	2,544	2,717	2,776	33,727
Neepco (ADB+Konaben)	22,497	21,013	20,675	18,596	21,671	21,846	21,061	19,551	20,777	18,338	20,113	19,606	245,743

Gas Supplied													
State	May-22	Jun-22	Jul-22	Aug-22	Sep-22	Oct-22	Nov-22	Dec-22	Jan-23	Feb-23	Mar-23	Apr-23	Total
Assam	7,483	5,776	6,293	4,877	4,738	5,274	5,452	5,428	4,680	5,359	6,681	6,590	68,630
Tripura	42,625	36,330	35,076	33,504	36,358	40,915	36,875	40,942	41,633	36,900	41,392	39,902	462,452

Subsidy Amount													
State	May-22	Jun-22	Jul-22	Aug-22	Sep-22	Oct-22	Nov-22	Dec-22	Jan-23	Feb-23	Mar-23	Apr-23	Total
Assam	61	45	51	40	36	57	61	59	51	56	72	60	649
Tripura	289	251	244	237	258	412	381	420	431	379	429	342	4,074





States where NE Subsidy is provided

- Tripura
- Assam