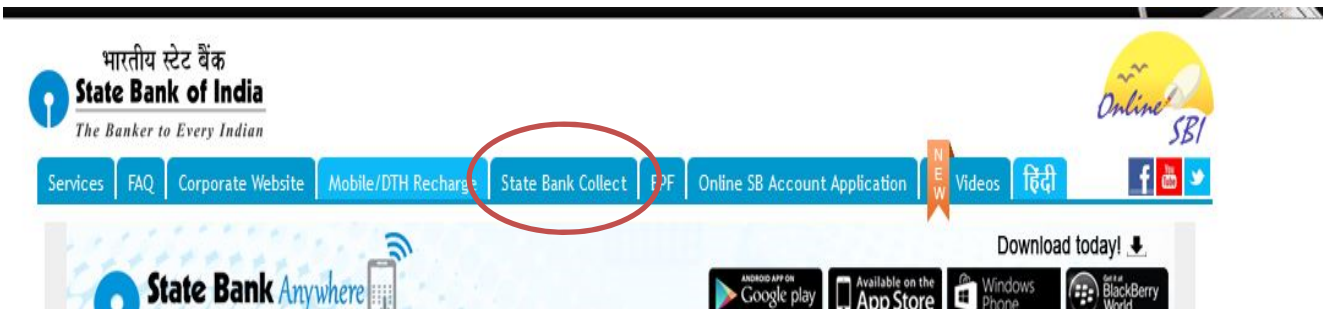


MAKING PAYMENT THROUGH SBI COLLECT

STEP-1

- GO TO WWW.ONLINESBI.COM AND SELECT => STATE BANK COLLECT



STEP-2

- ACCEPT TERMS AND CONDITIONS AND CLICK PROCEED

STEP-3

- SELECT STATE – UTTARAKHAND
- SELECT TYPE – COMMERCIAL SERVICES AND CLICK => GO

State Bank Collect

Select State and Type of Corporate / Institution

State of Corporate/Institution *

Type of Corporate/Institution *

STEP-4

- SELECT COMMERCIAL SERVICES NAME AS “ONGC IDT”. CLICK => SUBMIT

State Bank Collect

Select from Commercial Services *

Commercial Services Name


STEP-5

SELECT PAYMENT CATEGORY => SERVICE FEES AND YOU WILL BE TAKEN TO THE SCREEN BELOW:

SELECT NATURE OF SERVICE AS "WCS COURSE" AND ENTER SO / BILLING AS "AWAITED".

FILL IN YOUR DETAILS / PARTICULARS AND CLICK => SUBMIT

State Bank Collect



ONGC IDT
KAULAGARH ROAD . . DEHRADUN-248195

Provide details of payment

Select Payment Category *	Service Fees
Name of Remitter *	SM
Nature of Service *	WCS Course
SO no./ Billing *	AWAITED
No. of Participants / Samples *	1
Participants Names else NA *	SM
Passport no. (WCS) / PAN no.	AAAABBBBCC
Course / Test / Project Title *	IWCF
Contact Number *	9999911111
Total Gross Fee (INR) *	61000
TDS /Deduction if any (INR) *	0
Net Fee Remitted (INR) *	61000
Remarks	IWCF 20-24 APRIL

[Click here](#) to view payment details document

Please enter your Name, Date of Birth & Mobile Number. This is required to reprint your e-receipt / remittance(PAP) form, if the need arises.

Name *	SM
Date of Birth *	10/4/1975
Mobile Number *	9999911111
Enter the text as shown in the image *	9B223

9B223






















Submit Reset Back

STEP-6

CHECK YOUR DETAILS AND CLICK => CONFIRM. YOU WILL BE TAKEN TO THE PAYMENT PAGE AS BELOW.

State Bank MOPS
Multi Option Payment System

State Bank Collect

NET BANKING	CARD PAYMENTS
<p> State Bank of India <i>With you - all the way</i> Bank Charges: 11.24 </p>	<p>This payment mode is not available between 23:30 hours IST and 00:30 hours IST</p>
<p> State Bank of Bikaner and Jaipur <i>The Best with a vision</i> Bank Charges: 10.0 </p>	
<p> State Bank of Hyderabad <i>You Can Always Bank on Us</i> Bank Charges: 10.0 </p>	<p> State Bank ATM-cum-Debit Card Bank Charges: Rs 11.24 </p>
<p> State Bank of Mysore <i>Working for a better tomorrow</i> Bank Charges: 10.0 </p>	<p> Other Banks Debit Cards Bank Charges: Rs 1233.71 </p>
<p> State Bank of Patiala <i>With You Everywhere Every Inch of The Way</i> Bank Charges: 0.0 </p>	<p> Credit Cards Bank Charges: Rs 1233.71 </p>
<p> State Bank of Travancore <i>A Long Tradition of Trust</i> Bank Charges: 10.0 </p>	<p>OTHER PAYMENT MODES</p>
<p>Other Banks Internet Banking Bank Charges: 16.85 </p>	<p> SBI BRANCH Bank Charges: Rs 56.0 </p>

MULTIPLE PAYMENT OPTIONS ARE AVAILABLE. SELECT A SUITABLE OPTION AND PAY THE AMOUNT.

STEP-7

AFTER PAYMENT A RECEIPT PAGE IS GENERATED. PRINT A COPY OF THE RECEIPT AND BRING IT WHEN YOU ATTEND THE COURSE

OR

YOU CAN TAKE A SCREENSHOT OF THE RECEIPT AND E-MAIL IT TO US.