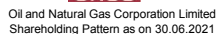


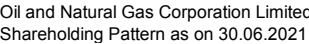


Oil and Natural Gas Corporation Limited
Shareholding Pattern as on 30.06.2021

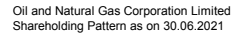
Summary Statement Holding of Specified Securities																		
Category (I)	Category of shareholder (II)	Nos. of shareholders (III)	No. of fully paid up equity shares held (IV)	No. of Partly paid-up equity shares held (V)	No. of shares underlying Depository Receipts (VI)	Total nos. shares held (VII) = (IV)+(V)+ (VI)	Shareholding as a % of total no. of shares (calculated as per SCRR, 1957) (VIII) As a % of (A+B+C2)	Number of Voting Rights held in each class of securities (IX)				No. of Shares Underlying Outstanding convertible securities (including Warrants)(X)	Shareholding , as a % assuming full conversion of convertible securities (as a percentage of diluted share capital) (XI)= (VII)+(X) As a % of (A+B+C2)	Number of Locked in shares (XII)		Number of Shares pledged or otherwise encumbered (XIII)		Number of equity shares held in dematerialized form (XIV)
								No of Voting Rights			Total as a % of (A+B+C)			No. a	As a % of total Shares held (b)	No. a	As a % of total Shares held (b)	
								Class eg: X	Class eg: Y	Total								
(A)	Promoter & Promoter Group	1	7599608458	0	0	7599608458	60.41	7599608458	0	7599608458	60.41	0	60.41	0	0	0	0	7599608458
(B)	Public	1201707	4980670748	0	0	4980670748	39.59	4980670748	0	4980670748	39.59	0	39.59	0	0	0	0	4976059806
(C)	Non Promoter- Non Public	0	0	0	0	0	0	0	0	0	0	0	0	0	0	0	0	0
(C1)	Shares underlying DRs	0	0	0	0	0	0	0	0	0	0	0	0	0	0	0	0	0
(C2)	Shares held by Employee Trusts	0	0	0	0	0	0	0	0	0	0	0	0	0	0	0	0	0
	Total	1201708	12580279206	0	0	12580279206	100	12580279206	0	12580279206	100	0	100	0	0	0	0	12575668264



Summary Statement Holding of Specified Securities																		
Category of shareholder (I)	PAN (II)	Nos. of shareholders (III)	No. of fully paid up equity shares held (IV)	No. of Partly paid-up equity shares held (V)	No. of shares underlying Depository Receipts (VI)	Total nos. shares held (VII) = (IV)+(V)+(VI)	Shareholding as a % of total no. of shares (calculated as per SCRR, 1957) (VIII) As a % of (A+B+C2)	Number of Voting Rights held in each class of securities (IX)			No. of Shares Underlying Outstanding convertible securities (including Warrants)(X)	Shareholding , as a % assuming full conversion of convertible securities (as a percentage of diluted share capital) (XI)= (VII)+(X) As a % of (A+B+C2)	Number of Locked in shares (XII)		Number of Shares pledged or otherwise encumbered (XIII)		Number of equity shares held in dematerialized form (XIV)	
								No of Voting Rights					No.	As a % of total Shares held (b)	No.	As a % of total Shares held (b)		
								Class eg: X	Class eg: Y	Total								
* (1)	Indian																	
(a)	Individuals/ Hindu Undivided Family		0	0	0	0	0	0	0	0	0	0	0	0	0	0	0	
(b)	Central Government/ State Government(s)		1	7599608458	0	0	7599608458	60.41	7599608458	0	7599608458	60.41	0	60.41	0	0	7599608458	
	PRESIDENT OF INDIA		1	7599608458	0	0	7599608458	60.41	7599608458	0	7599608458	60.41	0	60.41	0	0	7599608458	
(c)	Financial Institutions/ Banks		0	0	0	0	0	0	0	0	0	0	0	0	0	0	0	
(d)	Any Other (specify)		0	0	0	0	0	0	0	0	0	0	0	0	0	0	0	
	i) Bodies Corporate		0	0	0	0	0	0	0	0	0	0	0	0	0	0	0	
	j) Bodies Corporate		0	0	0	0	0	0	0	0	0	0	0	0	0	0	0	
	Sub-Total (A)(1)		1	7599608458	0	0	7599608458	60.41	7599608458	0	7599608458	60.41	0	60.41	0	0	7599608458	
* (2)	Foreign																	
(a)	Individuals (Non-Resident Individuals/ Foreign Individuals)		0	0	0	0	0	0	0	0	0	0	0	0	0	0	0	
(b)	Government		0	0	0	0	0	0	0	0	0	0	0	0	0	0	0	
(c)	Institutions		0	0	0	0	0	0	0	0	0	0	0	0	0	0	0	
(d)	Foreign Portfolio Investor		0	0	0	0	0	0	0	0	0	0	0	0	0	0	0	
(e)	Any Other (specify)		0	0	0	0	0	0	0	0	0	0	0	0	0	0	0	
	i) Bodies Corporate		0	0	0	0	0	0	0	0	0	0	0	0	0	0	0	
	Sub-Total (A)(2)		0	0	0	0	0	0	0	0	0	0	0	0	0	0	0	
	TOTAL Shareholding of Promoter and Promoter Group(A) = (1) + (2)		1	7599608458	0	0	7599608458	60.41	7599608458	0	7599608458	60.41	0	60.41	0	0	7599608458	



Summary Statement Holding of Specified Securities																			
	Category of shareholder (I)	PAN (II)	Nos. of shareholders (III)	No. of fully paid up equity shares held (IV)	No. of Partly paid-up equity shares held (V)	No. of shares underlying Depository Receipts (VI)	Total nos. shares held (VII) = (IV)+(V)+(VI)	Shareholding as a % of total no. of shares (calculated as per SCRR, 1957) (VIII) As a % of (A+B+C2)	Number of Voting Rights held in each class of securities (IX)			No. of Shares Underlying Outstanding convertible securities (including Warrants)(X)	Shareholding , as a % assuming full conversion of convertible securities (as a percentage of diluted share capital) (XI)= (VII)+(X) As a % of (A+B+C2)	Number of Locked in shares (XII)		Number of Shares pledged or otherwise encumbered (XIII)		Number of equity shares held in dematerialized form (XIV)	
									No of Voting Rights					Total as a % of (A+B+C)	No.	As a % of total Shares held (b)	No.		As a % of total Shares held (b)
									Class eg: X	Class eg: Y	Total								
* (1)	Institutions																		
(a)	Mutual Funds/ UTI		34	758134912	0	0	758134912	6.03	758134912	0	758134912	6.03	0	6.03	0	0	0	758131762	
	CPSE EXCHANGE TRADED SCHEME (CPSE ETF)	AAATR0090B	1	253626401	0	0	253626401	2.02	253626401	0	253626401	2.02	0	2.02	0	0	0	253626401	
	ICICI PRUDENTIAL EQUITY & DEBT FUND	AAAAI0038F	1	327956303	0	0	327956303	2.61	327956303	0	327956303	2.61	0	2.61	0	0	0	327956303	
(b)	Venture Capital Funds		0	0	0	0	0	0	0	0	0	0	0	0	0	0	0	0	
(c)	Alternate Investment Funds		5	143654	0	0	143654	0	143654	0	143654	0	0	0	0	0	0	143654	
(d)	Foreign Venture Capital Investors		0	0	0	0	0	0	0	0	0	0	0	0	0	0	0	0	
(e)	Foreign Portfolio Investors		558	1014310580	0	0	1014310580	8.06	1014310580	0	1014310580	8.06	0	8.06	0	0	0	1014310580	
(f)	Financial Institutions / Banks		16	6181871	0	0	6181871	0.05	6181871	0	6181871	0.05	0	0.05	0	0	0	6181841	
(g)	Insurance Companies		33	1448822592	0	0	1448822592	11.52	1448822592	0	1448822592	11.52	0	11.52	0	0	0	1448814042	
	LIFE INSURANCE CORPORATION OF INDIA	AAACL0582H	1	1337218357	0	0	1337218357	10.63	1337218357	0	1337218357	10.63	0	10.63	0	0	0	1337209807	
(h)	Provident Funds/ Pension Funds		1	598356	0	0	598356	0	598356	0	598356	0	0	0	0	0	0	598356	
(i)	Any Other (specify)		1	900	0	0	900	0	900	0	900	0	0	0	0	0	0	900	
i)	Foreign Bank		1	900	0	0	900	0	900	0	900	0	0	0	0	0	0	900	
	Sub-Total (B)(1)		648	3228192865	0	0	3228192865	25.66	3228192865	0	3228192865	25.66	0	25.66	0	0	0	3228181135	
' (2)	Central Government/ State Government(s)/ President of India		0	0	0	0	0	0	0	0	0	0	0	0	0	0	0	0	
	Sub-Total (B)(2)		0	0	0	0	0	0	0	0	0	0	0	0	0	0	0	0	
* (3)	Non-Institutions																		
(a)	Individuals - i. Individual shareholders holding nominal share c		1173928	336679110	0	0	336679110	2.68	336679110	0	336679110	2.68	0	2.68	0	0	0	335982191	
	Individuals - ii. Individual shareholders holding nominal share c		236	26403853	0	0	26403853	0.21	26403853	0	26403853	0.21	0	0.21	0	0	0	26403853	
(b)	NBFCs registered with RBI		11	55119	0	0	55119	0	55119	0	55119	0	0	0	0	0	0	55119	
(c)	Employee Trusts		0	0	0	0	0	0	0	0	0	0	0	0	0	0	0	0	
(d)	Overseas Depositories (holding DRs) (balancing figure)		0	0	0	0	0	0	0	0	0	0	0	0	0	0	0	0	
(e)	Any Other (specify)		26884	1389339801	0	0	1389339801	11.04	1389339801	0	1389339801	11.04	0	11.04	0	0	0	1385437508	
i)	Bodies Corporate		2183	1316754629	0	0	1316754629	10.47	1316754629	0	1316754629	10.47	0	10.47	0	0	0	1316747829	
	GAIL (INDIA) LIMITED	AAACG1209J	1	308401602	0	0	308401602	2.45	308401602	0	308401602	2.45	0	2.45	0	0	0	308401602	
	INDIAN OIL CORPORATION LIMITED	AAACI1681G	1	986885142	0	0	986885142	7.84	986885142	0	986885142	7.84	0	7.84	0	0	0	986885142	
	ii) Non Resident Indians		9403	10381085	0	0	10381085	0.08	10381085	0	10381085	0.08	0	0.08	0	0	0	10360239	
	iii) Non Resident Non Repatriates		5465	4766778	0	0	4766778	0.04	4766778	0	4766778	0.04	0	0.04	0	0	0	4766741	
	iv) Overseas corporate bodies		0	0	0	0	0	0	0	0	0	0	0	0	0	0	0	0	
	v) Foreign Nationals		5	2469	0	0	2469	0	2469	0	2469	0	0	0	0	0	0	2469	
	vi) Trust		65	40043351	0	0	40043351	0.32	40043351	0	40043351	0.32	0	0.32	0	0	0	40043351	
	vii) Foreign Portfolio Investor(Individual)		0	0	0	0	0	0	0	0	0	0	0	0	0	0	0	0	
	viii) Clearing Member		328	6995480	0	0	6995480	0.06	6995480	0	6995480	0.06	0	0.06	0	0	0	6995480	
	ix) Foreign Body		0	0	0	0	0	0	0	0	0	0	0	0	0	0	0	0	
	x) Unclaimed or Suspense or Escrow Account		0	0	0	0	0	0	0	0	0	0	0	0	0	0	0	0	
	xi) Resident HUF		6863	5361176	0	0	5361176	0.04	5361176	0	5361176	0.04	0	0.04	0	0	0	5361151	
	xii) Custodian		0	0	0	0	0	0	0	0	0	0	0	0	0	0	0	0	
	xiii) Director & Relatives		0	0	0	0	0	0	0	0	0	0	0	0	0	0	0	0	
	xiv) Employees / Office Bearers		2571	3874585	0	0	3874585	0.03	3874585	0	3874585	0.03	0	0.03	0	0	0	0	
	xv) IEPF		1	1160248	0	0	1160248	0.01	1160248	0	1160248	0.01	0	0.01	0	0	0	1160248	
	Sub-Total (B)(3)		1201059	1752477883	0	0	1752477883	13.93	1752477883	0	1752477883	13.93	0	13.93	0	0	0	1747878671	
	TOTAL Public Shareholding(B) = B(1) + B(2) + B(3)		1201707	4980670748	0	0	4980670748	39.59	4980670748	0	4980670748	39.59	0	39.59	0	0	0	4976059801	

[illegible]