



# Media Presentation



29th Aug 2023, New Delhi



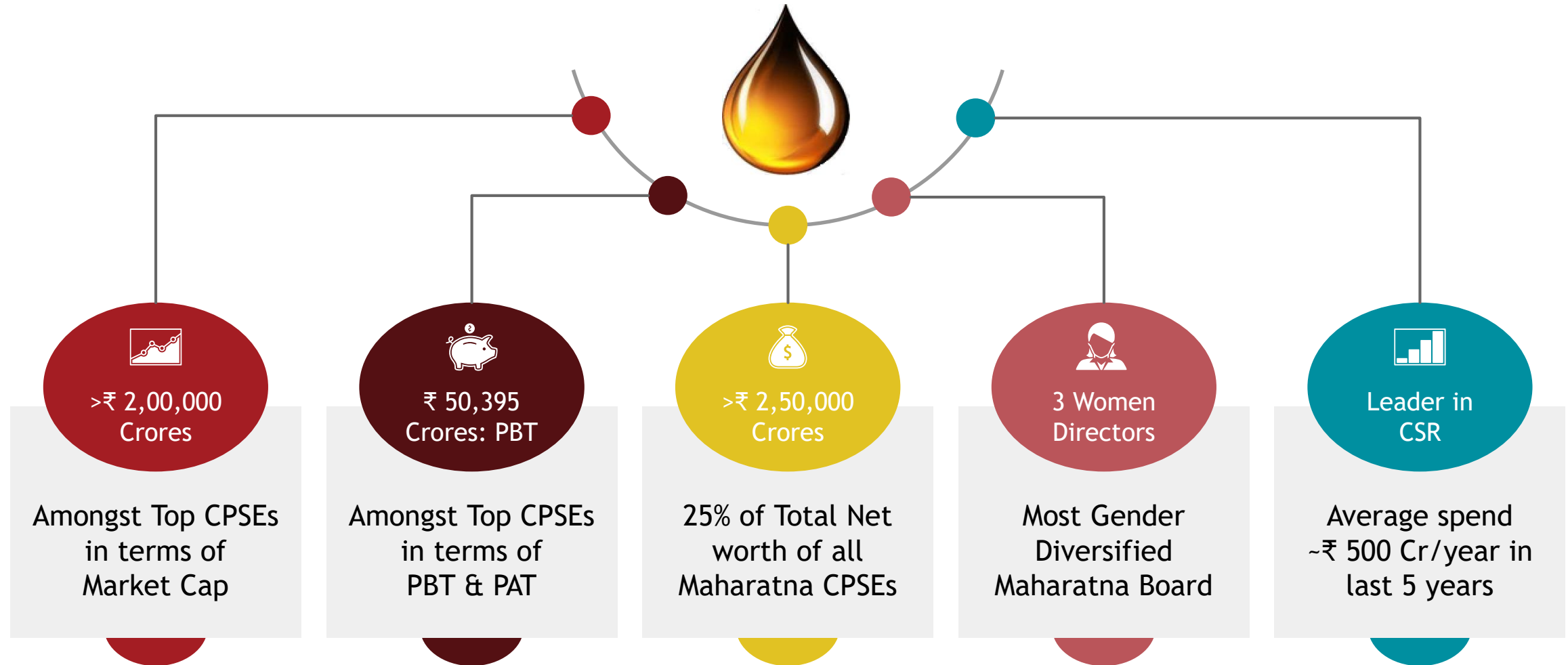
# Disclaimer

- This presentation does not provide individually tailored advice but is an effort to express views that may be considered debatable, and may not conform to different views on the topic and does not contain any information of strategic nature emerging from the ONGC group of Companies
- The Company has prepared this presentation based on information available to it, including information derived from public sources that have not been independently verified. While reasonable efforts have been made to provide reliable information through this presentation, no representation or warranty, express or implied, is provided in relation to the fairness, accuracy, correctness, completeness or reliability of the information, opinions or conclusions expressed herein. Neither the Company nor anyone else accepts any liability whatsoever for any loss, howsoever, arising from use or reliance on this presentation or its contents or otherwise arising in connection therewith
- This presentation had been prepared without regard to any pressure group, institution/lobby on international affairs or relations and is not meant to aim at any individual, institution, group, country, government or political representatives, its ideology, thinking or prophesy
- This presentation is not intended to be relied upon as advice to investors or potential investors and does not take into account the investment objectives, financial situation or needs of any investor. The information contained herein does not purport to be all-inclusive or to contain all of the information a prospective or existing investor may desire. All investors should conduct their own investigation and analysis of the Company and consider such factors in consultation with a professional advisor of their choosing when deciding if an investment is appropriate
- This presentation may contain forward looking statements including statements regarding our intent, belief or current expectations. While due care has been used in the preparation of forecast information, actual results may vary in a materially positive or negative manner

# Presentation overview



# ONGC setting new standards



# ONGC: Wealth Creation

GOI promoted ONGC with equity of ₹ 342.85 crore contributed over 22 years (1959 to 1981)



ONGC contribution: ₹ 12,03,572 Crore to Govt. (till 31<sup>st</sup> March 2023)

Disinvestment

~ ₹ 48,000 Crore

Dividend Payment

₹ 1,14,625 Crore: Govt. of India

Contribution to Exchequer  
₹ 7,30,831 Crore

₹ 5,31,882 Crore: Central Exchequer  
₹ 1,98,949 Crore: State Governments






Subsidy to OMCs

₹ 3,10,116 Crore

Contribution during 2022-23

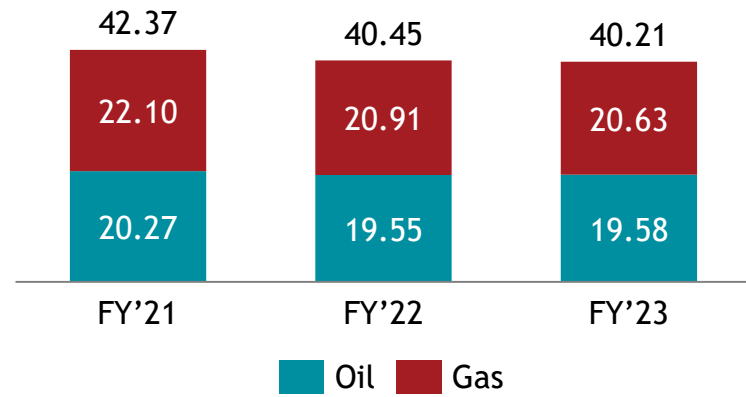
Central Govt.: ₹ 54,907 Crore State Govt.: ₹ 17,695 Crore Total: ₹ 72,602 Crore

# ONGC: FY'23 Highlights

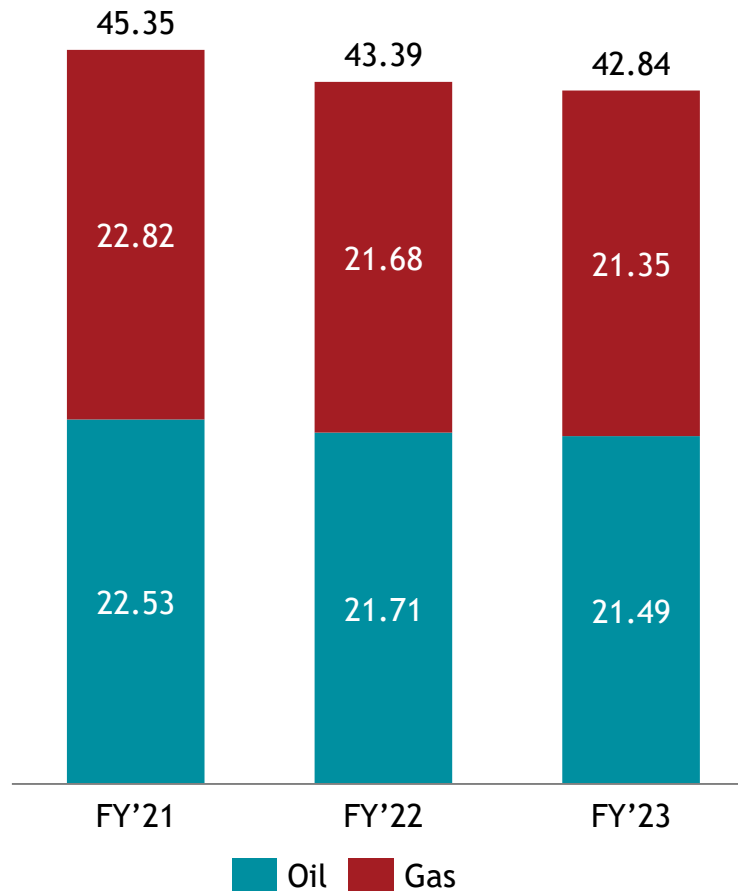
	<h2>Exploration</h2>	<ul style="list-style-type: none"> <li>Notified 8 new discoveries; monetized 3 discoveries</li> <li>Accelerated exploration: Bagged 85% of blocks in OALP Round VI &amp; VII: 43,494 sq. km</li> </ul>
	<h2>Drilling</h2>	<ul style="list-style-type: none"> <li>461 wells drilled (85 Exploratory &amp; 376 Development)</li> </ul>
	<h2>Production</h2>	<ul style="list-style-type: none"> <li>O+OEG production: 42.836 MMToE</li> <li>VAP production: 2.598 MMT</li> </ul>
	<h2>Projects</h2>	<ul style="list-style-type: none"> <li>5 major projects completed: ₹ 8118 Cr capex with envisaged gain of 8.75 MMToE</li> <li>3 projects approved: ₹ 13,500 Cr capex with envisaged gain of 27.64 MMToE</li> </ul>
	<h2>Beyond E&amp;P</h2>	<ul style="list-style-type: none"> <li>Exploring low carbon and Green Ammonia plant opportunities</li> </ul>

# ONGC: FY'23 physical performance

## Standalone Oil & Gas Production (MMToE)



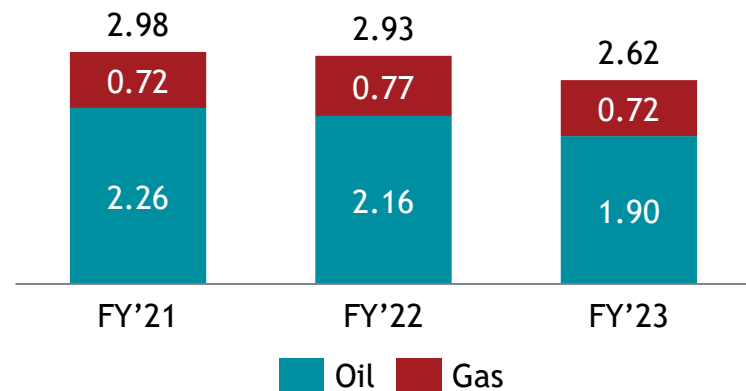
## Standalone + JV Oil & Gas Production (MMToE)



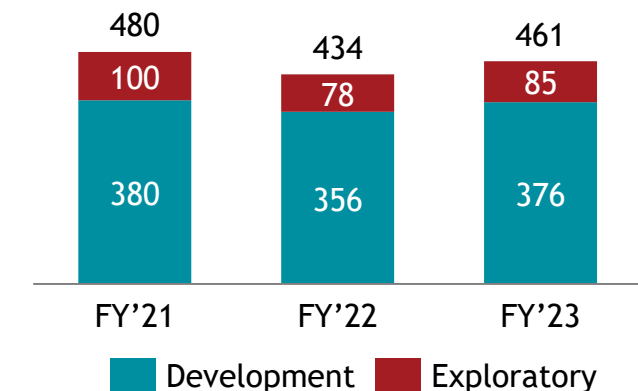
## Value Added Products (MMT)



## JV Oil & Gas Production (MMToE)

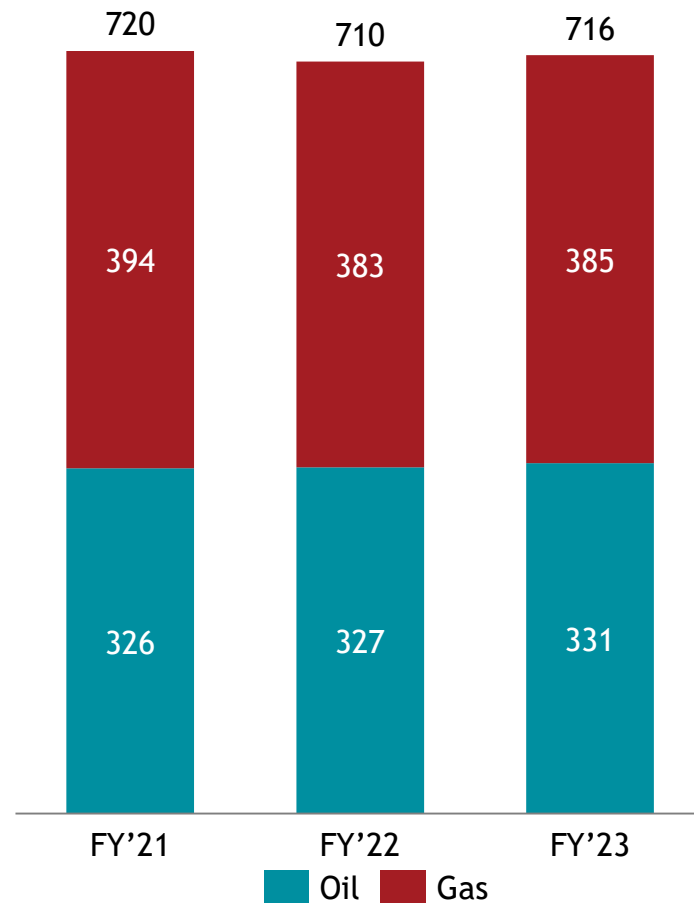


## Drilling (No. of Wells)

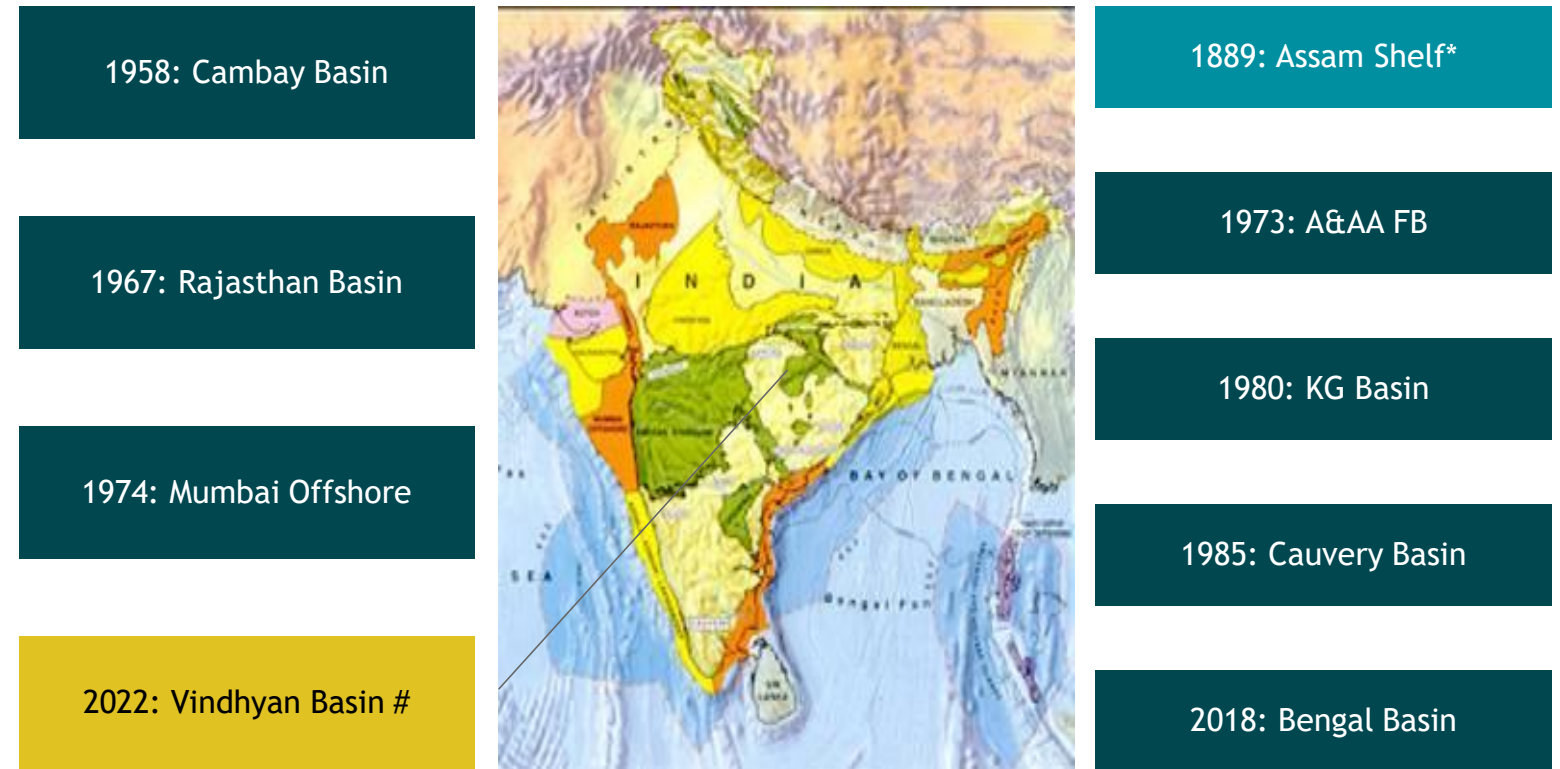


# ONGC: FY'23 physical performance

## 2P reserves (MMToE)



## ONGC discovered 8 out of 9 basins of India

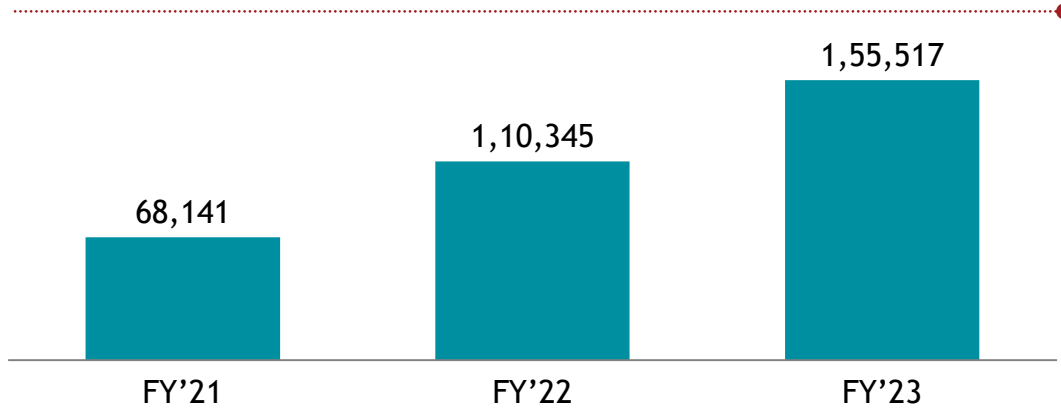


Focus on opening of Category-II & exploration in Category-III basins

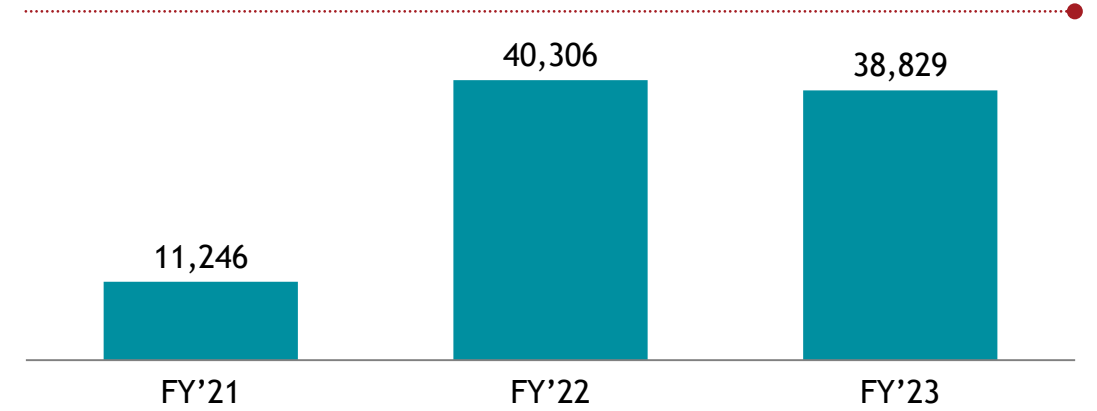


# ONGC: FY'23 standalone financial performance

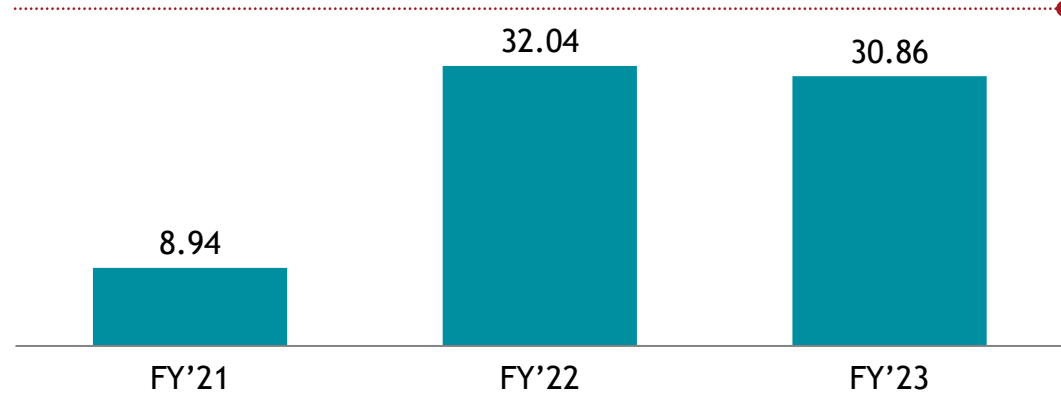
Gross Revenue (₹ Crore)



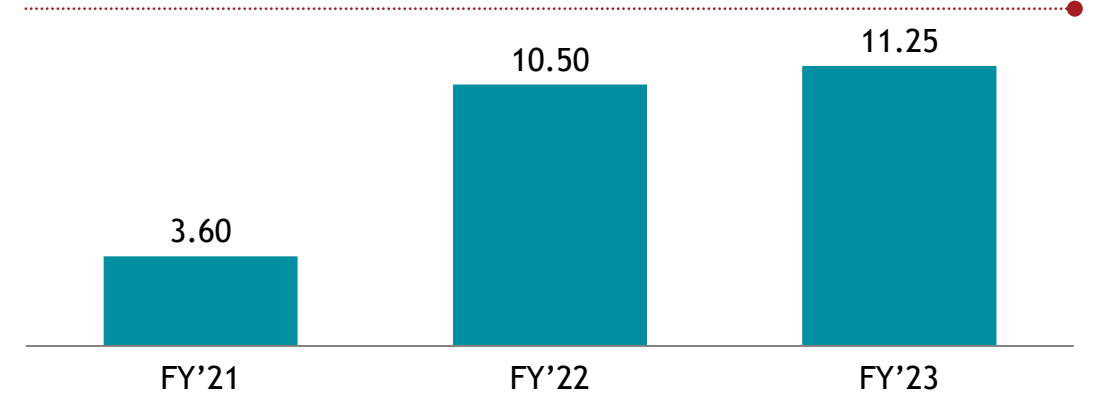
PAT (₹ Crore)



EPS (₹)



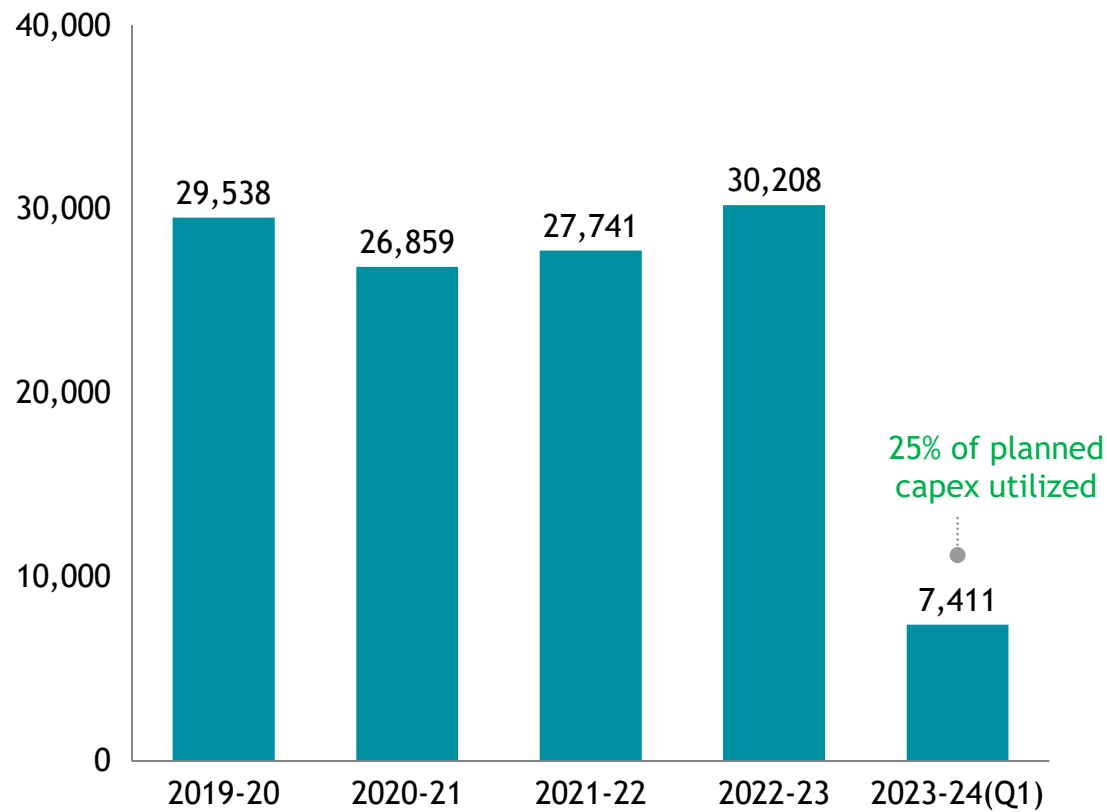
Dividend Per Share (₹)



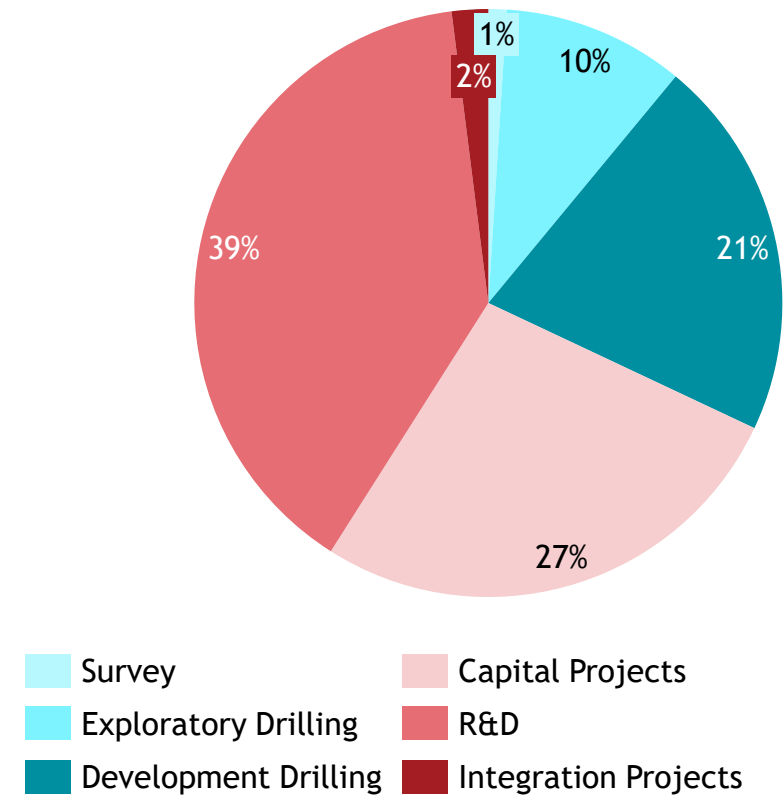
# ONGC: Core capex

Core capex in last 5 years to the tune of ~ ₹ 1,44,000 Crore


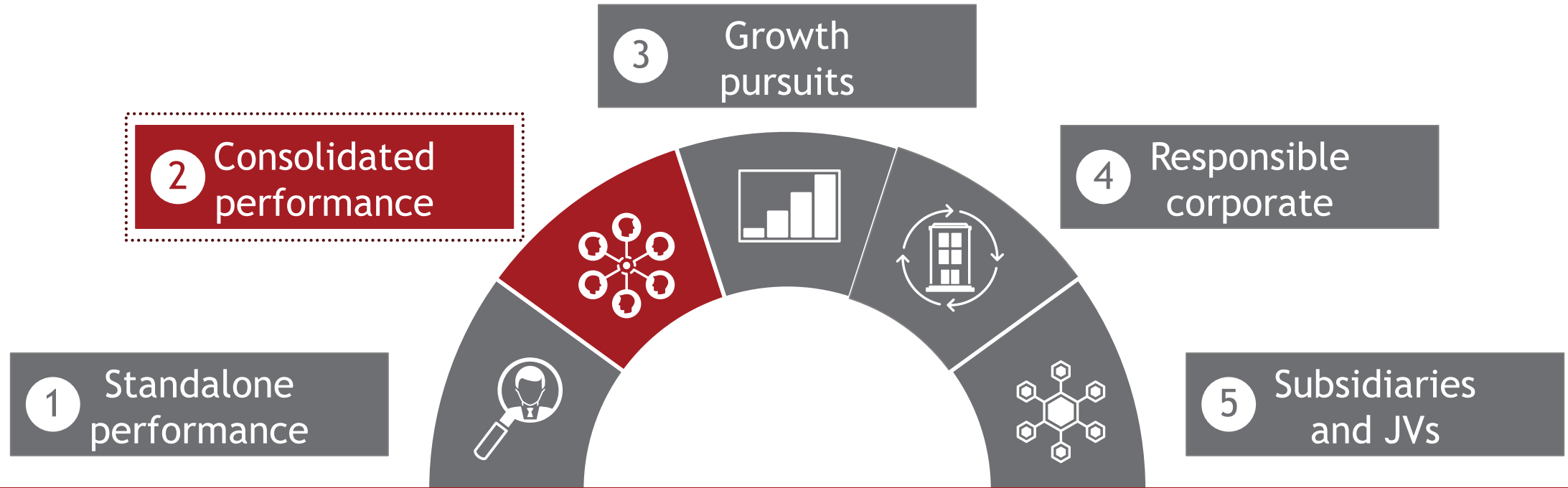
Capex (₹ Crore)



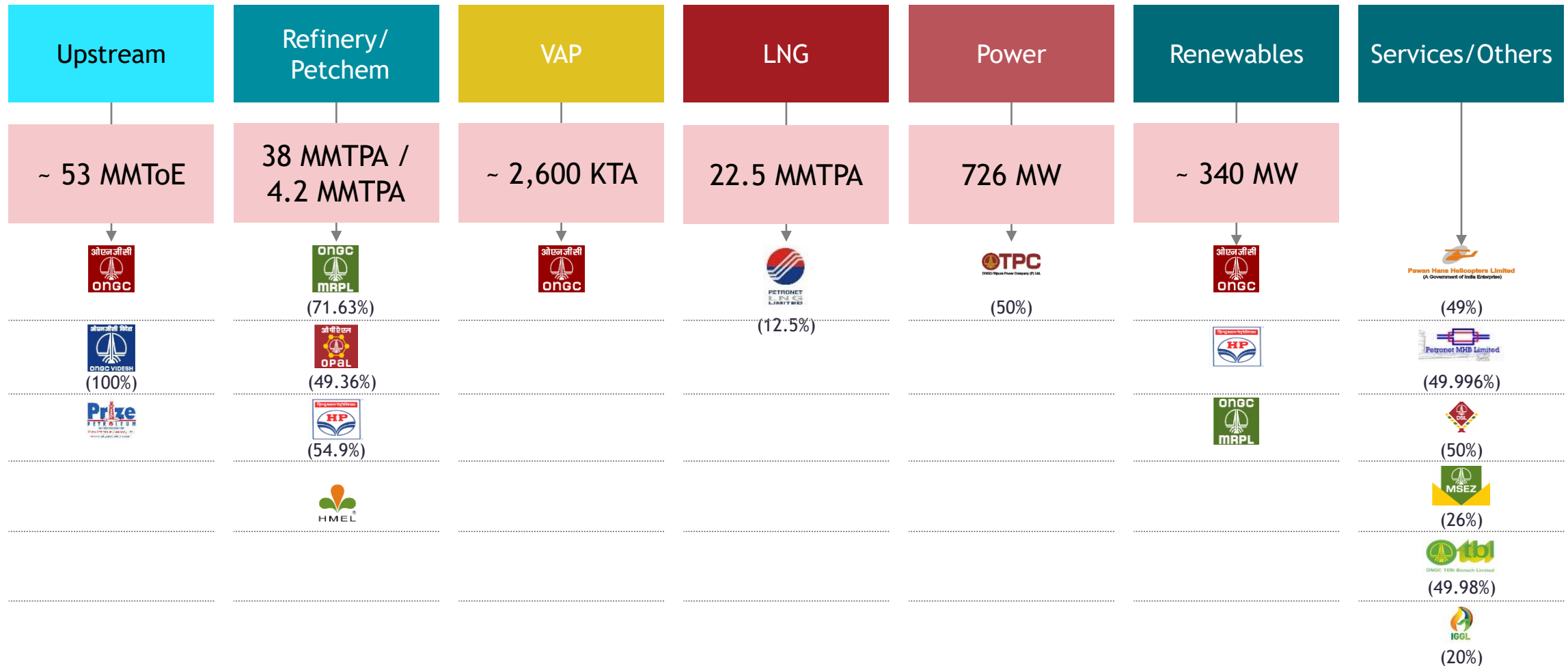
Planned capex FY'24: ₹ 30,125 Crore



# Presentation overview

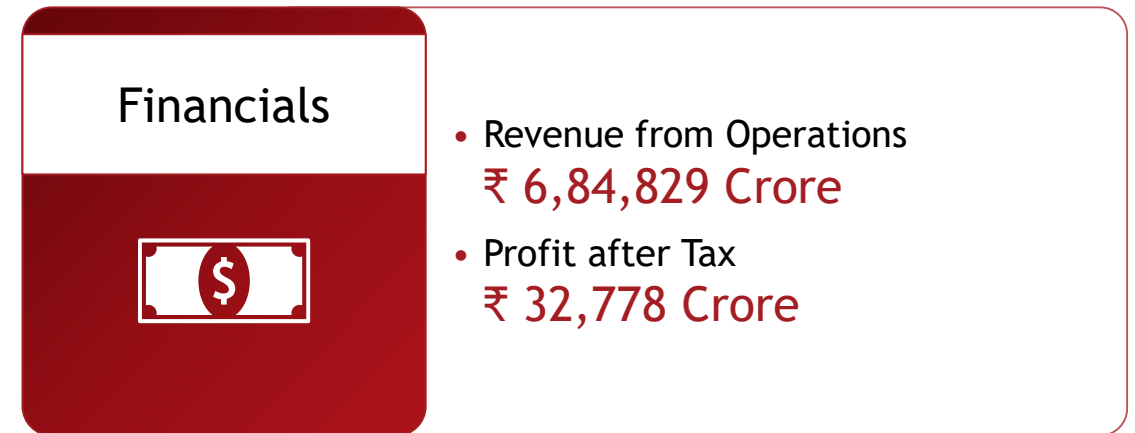
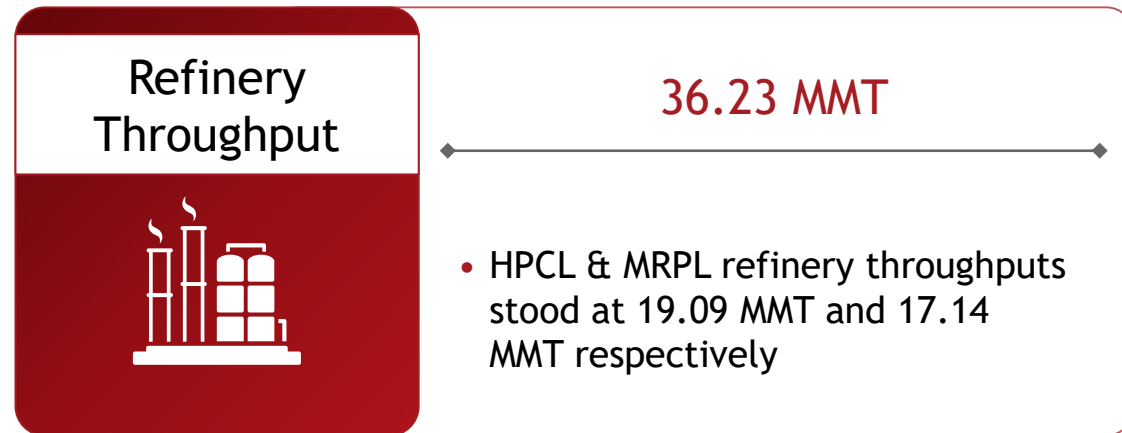
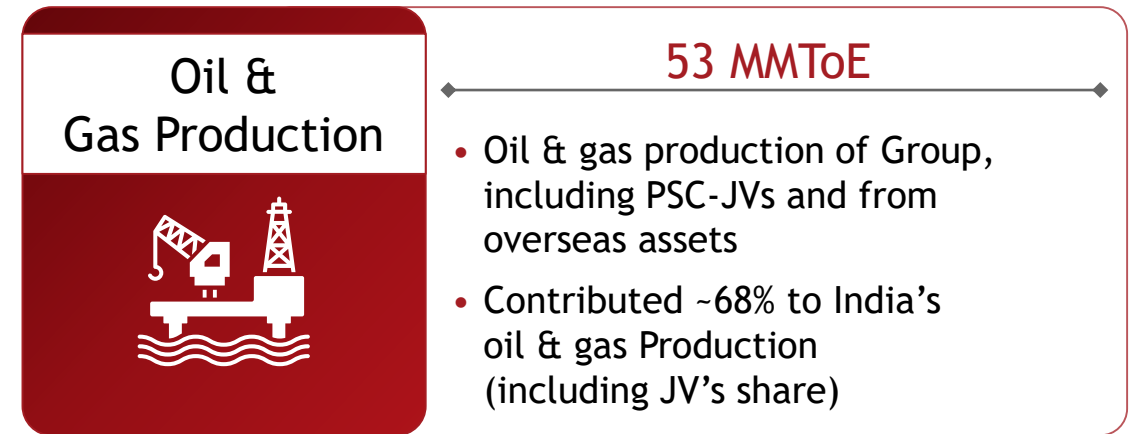
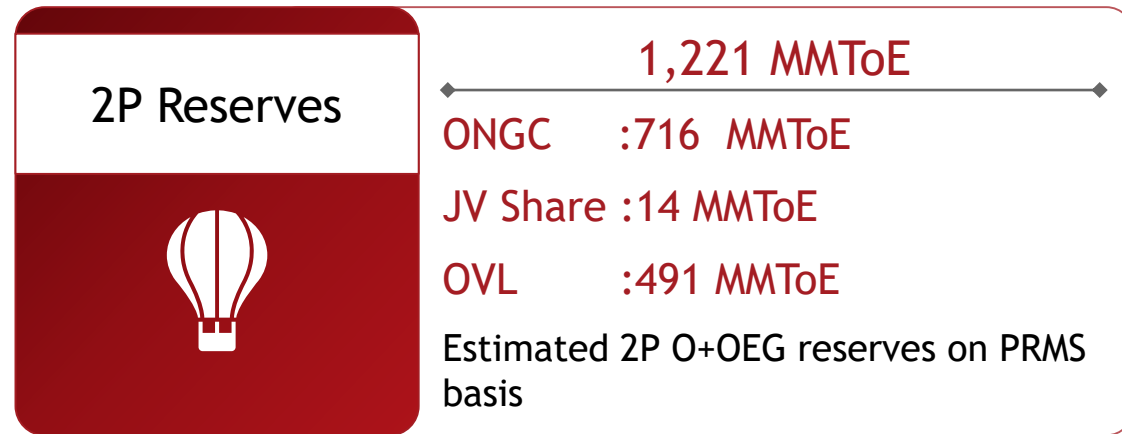


# ONGC group: Integrated energy company; expanding footprints in energy business



Consolidated Turnover : ₹ 6,84,829 Crore

# ONGC group: Resilient performance in FY'23

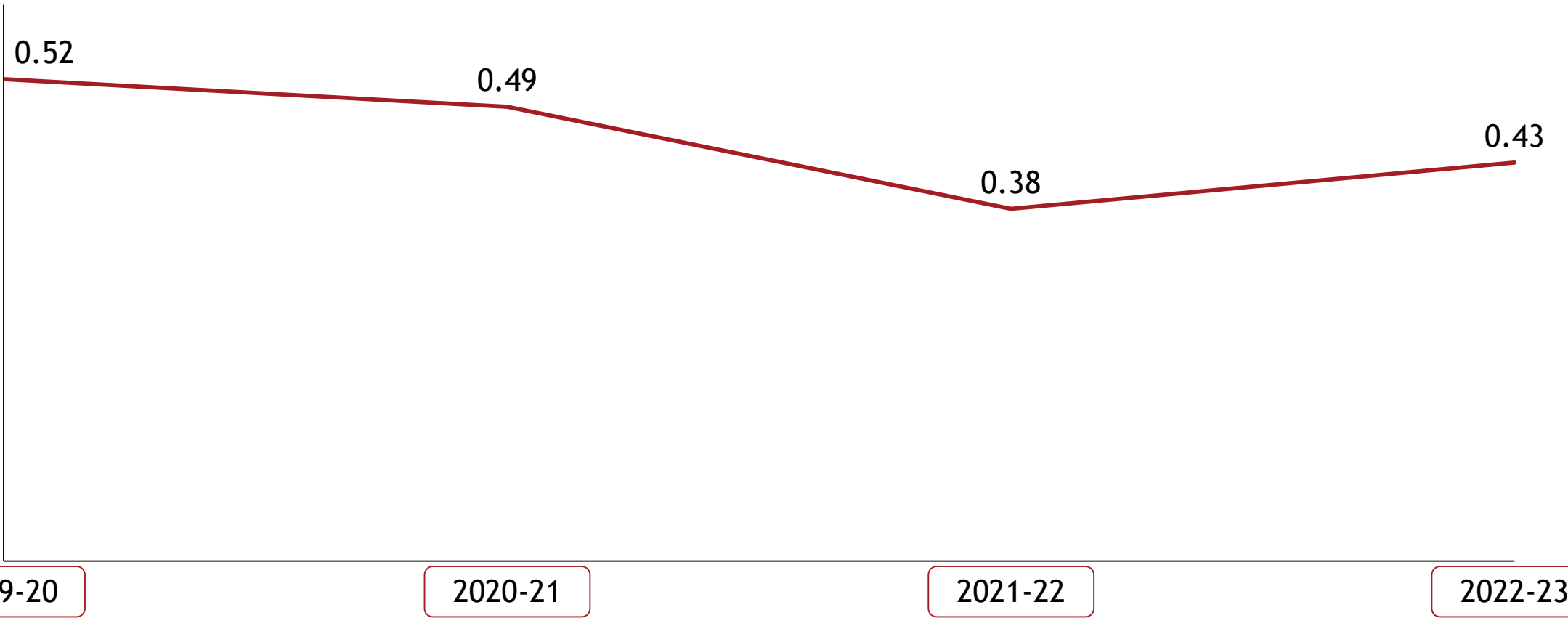


# Consolidated financial performance

Parameter	FY'22 (₹ Cr)	FY'23 (₹ Cr)
Total Income (Revenue + Other Income)	5,39,230	6,92,903
EBITDA	87,311	83,601
PAT	49,294	32,778
Total Debt	1,07,775	1,29,185
Total Equity (includes minority interest)	2,83,328	3,01,255
Total Capital	3,91,104	4,30,440
Debt / Total Capital	27.56%	30.01%
Debt / EBITDA	1.2X	1.5X
Debt / Equity	0.38	0.43

# Robust capital structure

Consolidated Total Debt to Equity Ratio



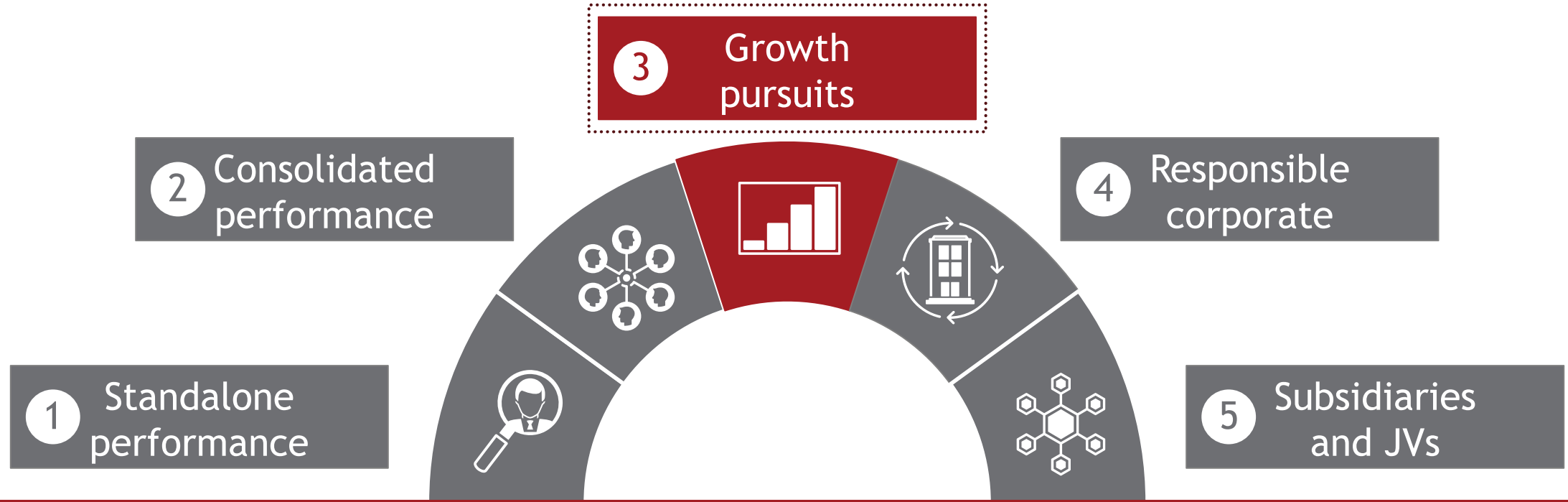
# Strong credit ratings

	ICRA A MOODY'S INVESTORS SERVICE COMPANY	India Ratings & Research A Fitch Group Company	CareEdge RATINGS
<b>DOMESTIC</b>			
Long Term	AAA	AAA	AAA
Short Term	A1+	A1+	A1+
<b>INTERNATIONAL</b>	MOODY'S	S&P Global Ratings	FitchRatings
	Baa3	BBB-	BBB-

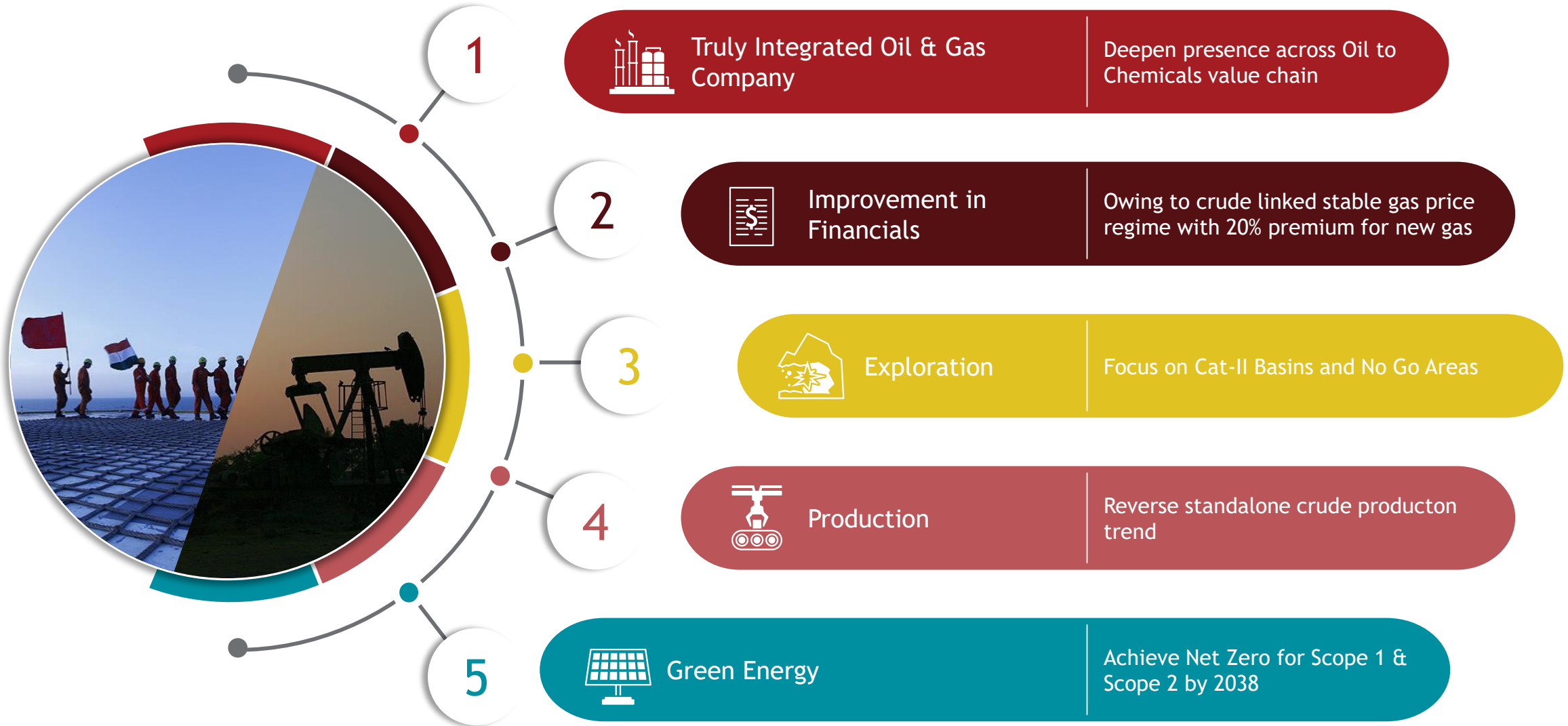
Restricted by sovereign rating



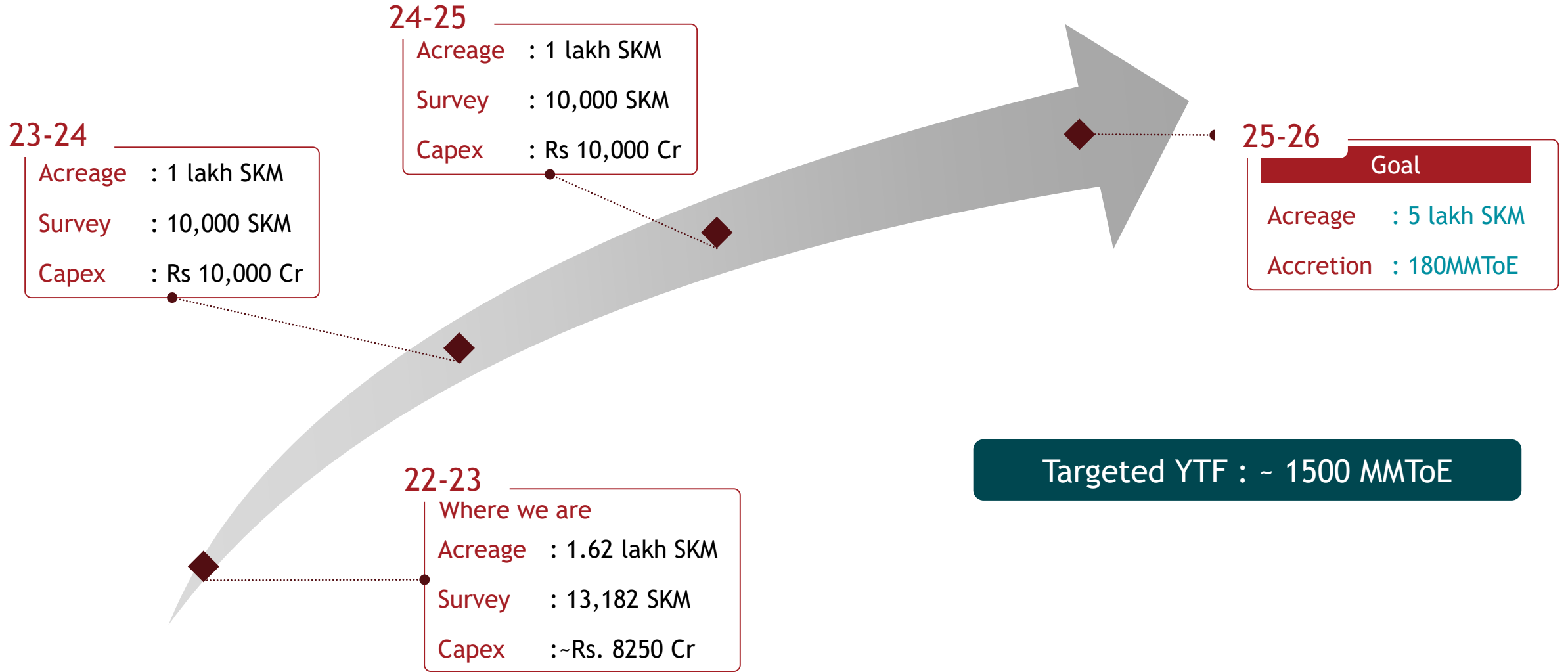
# Presentation overview



# Looking forward



# Exploration growth



# Production growth

## Gain from EOR Efforts: 26 MMT by 2040

- Low Salinity Water Flood, Western Offshore
- GAGD, Kasomarigaon
- Bechraji Polymer

22+ projects under execution

Capex : ~ Rs 60,000 Cr

Life Cycle Gain : ~ 94 MMToE

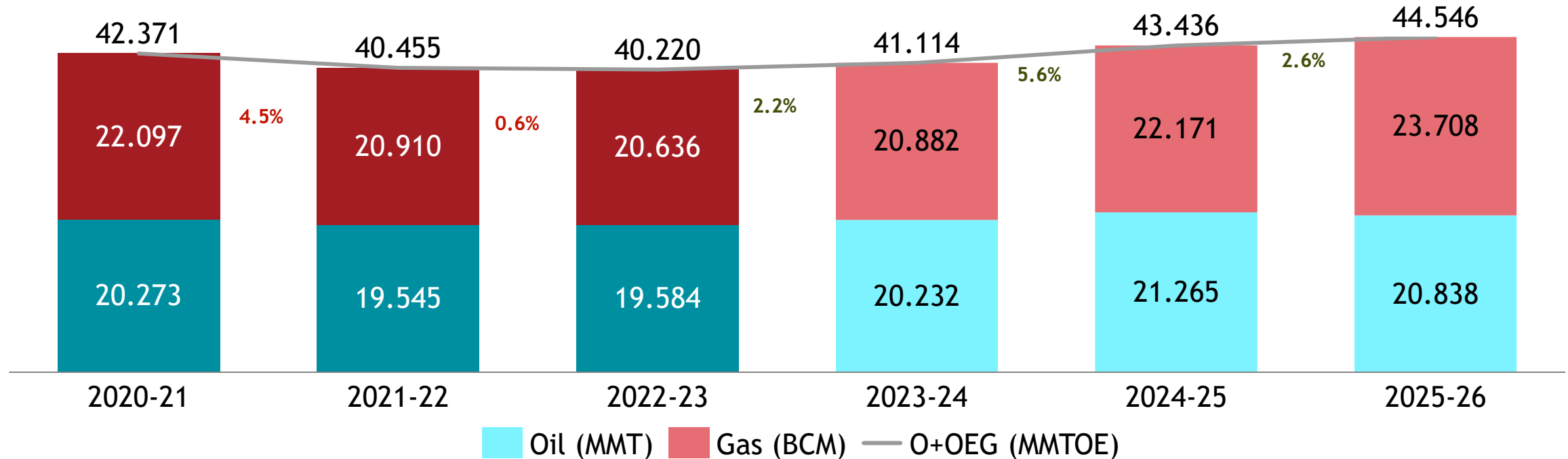
15+ projects under tendering

Capex : Rs 25,000 Cr

Life Cycle Gain : 50+ MMToE

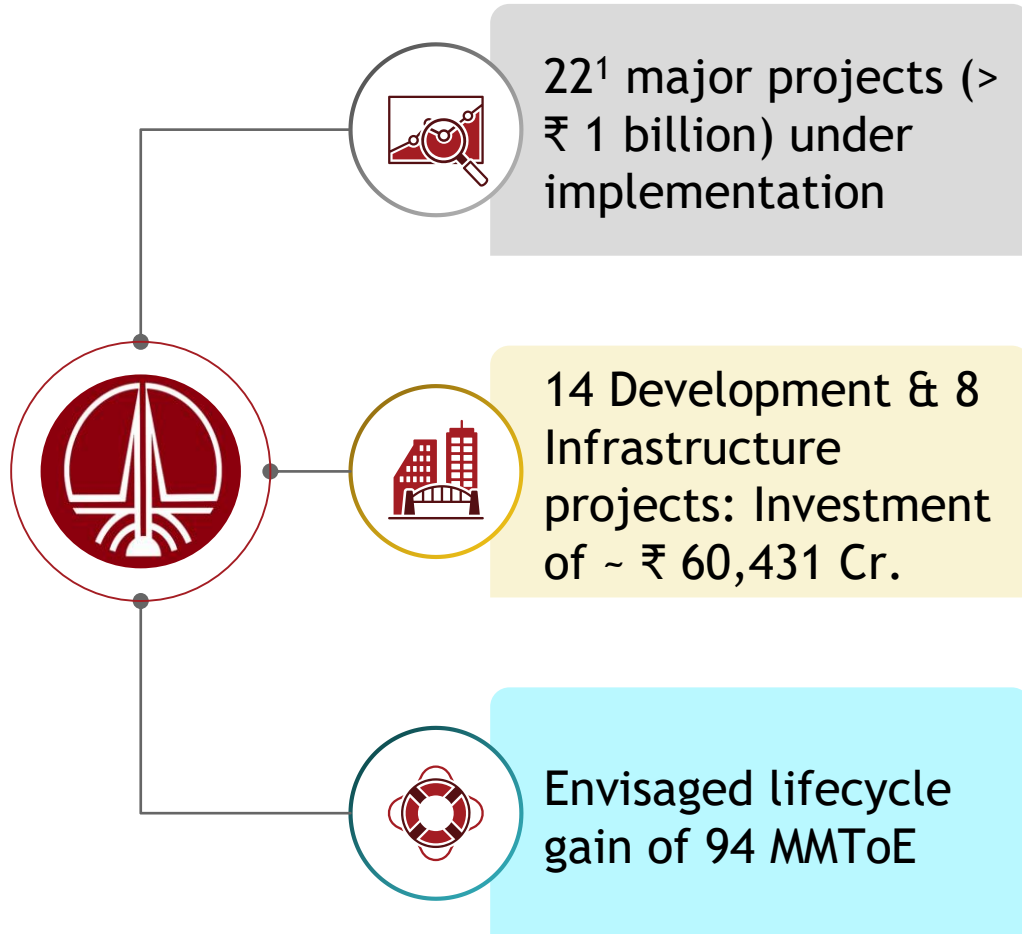
25+ projects under conceptualization

Capex : Rs 58,000 Cr



# Projects under implementation

Plan to intensify exploration, monetize discoveries & maximize recovery



## Offshore

- KG-DWN-98/2 Cluster -II
- Daman Upside Development Project (DUDP)
- Mumbai High North Redevelopment Phase-IV
- Heera Re-development Phase-III
- Life Extension of 48 Well Platforms
- Restoration of Gas Terminal Phase 1- Part A of Hazira
- Pipeline Replacement Project - VII

## Onshore

- Redevelopment of Santhal, Sobhasan & Linch Fields
- Development of CBM Bokaro
- Development of Madanam NELP Block CY-ONN-2002/2
- Gas Assisted Gravity Drainage Scheme, Kasomarigaon
- Commercial Polymer Flooding Project in Bechraji field
- Development of Jharia CBM Block (Phase-1)
- Creation of Gas Dehydration Facilities, Tripura
- Development of NELP Block Nagyalanka Ph-II
- Construction of PWTPs at North Kadi, Bechraji & Sobhasan
- Old Pipeline Replacement Mehsana
- Kalol Redevelopment Project
- Creation of GDU and DPD facilities at Rajamundry

# Ongoing focus on increasing resources for production growth



## Drilling services



- Induction of state of art hi-tech onshore drilling rigs
- Upgradation of existing rigs with TDS



## Well services



- Induction of hydraulically operated automated workover rigs



## Digitalization




- Digital Oil Field and communication hardware upgrade

## Logistic resources



- Focus on increasing logistics capabilities by addition of marine supply vessels, helicopters and speed boats

# Energy transition and green energy



# Ongoing initiatives towards reaching Net Zero by 2038



Renewable Energy based Power and other ESG Projects such as Solar, Wind (Onshore), Solar Parks, EV Value Chain, Green Hydrogen, Storage etc.



Carbon Capture, Utilisation and Storage (CCUS) for CO2 Sequestration



Offshore Wind Project



Dynamic Gas Blending (DGB) technology on Drilling Rigs



Micro Turbine for power generation



Geo thermal energy



# Global outreach

## E&P

- Exxon Mobil
- Chevron
- Total Energy
- Shell

## Operations

- Schlumberger
- Halliburton
- Beicip Franlab
- GCA
- PWC



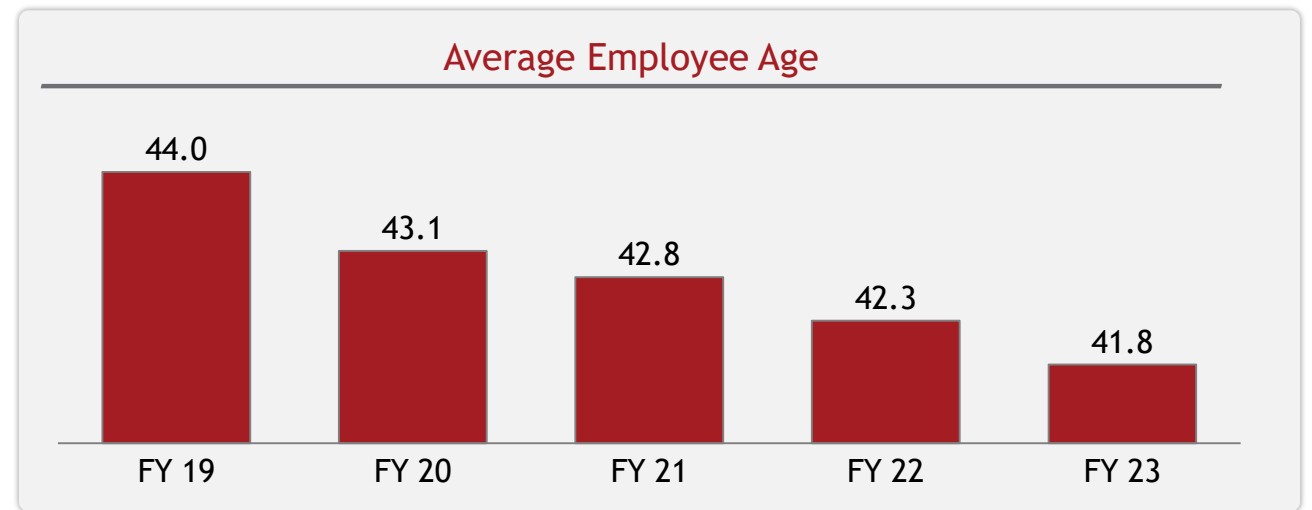
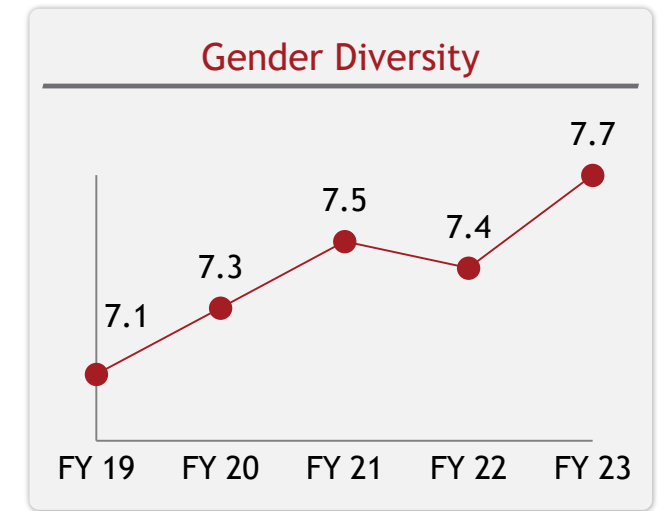
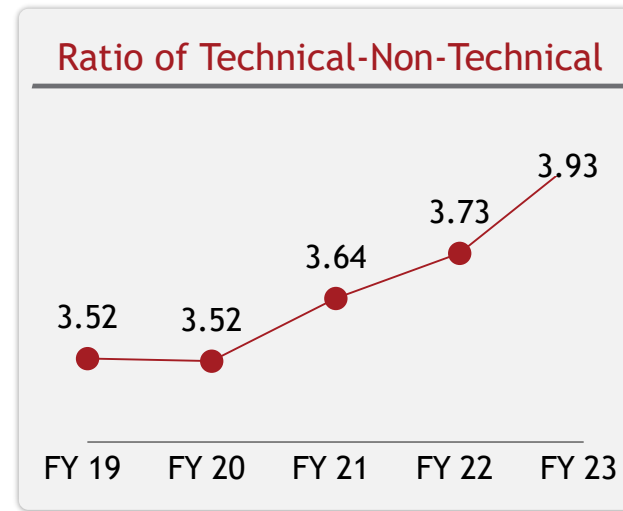
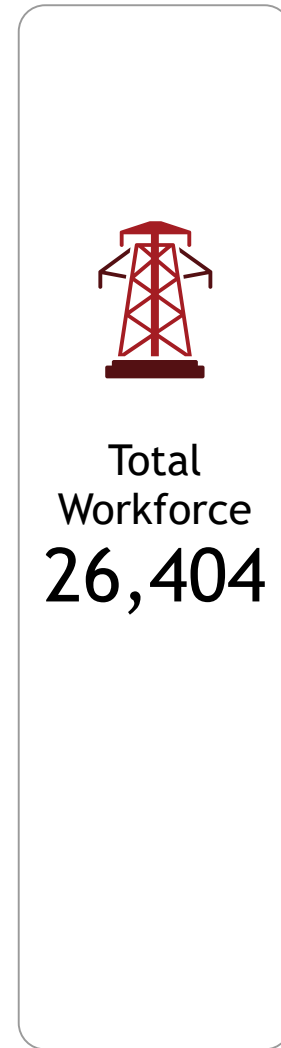
## Beyond Oil & Gas

- Equinor
- Shell

## Digitization

- SAP S4 HANA
- Digital Center of Excellence

# Human resources: our competitive edge



All figures as on Aug 1, 2023


## Ongoing strategic transformation initiatives on multiple fronts

1



Digital Initiatives  
across the  
exploration &  
production value  
chain

2




HR  
transformation &  
capability  
building

3



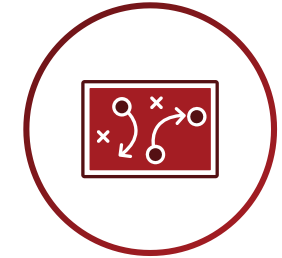
Transformation  
of procurement  
as strategic  
function

4




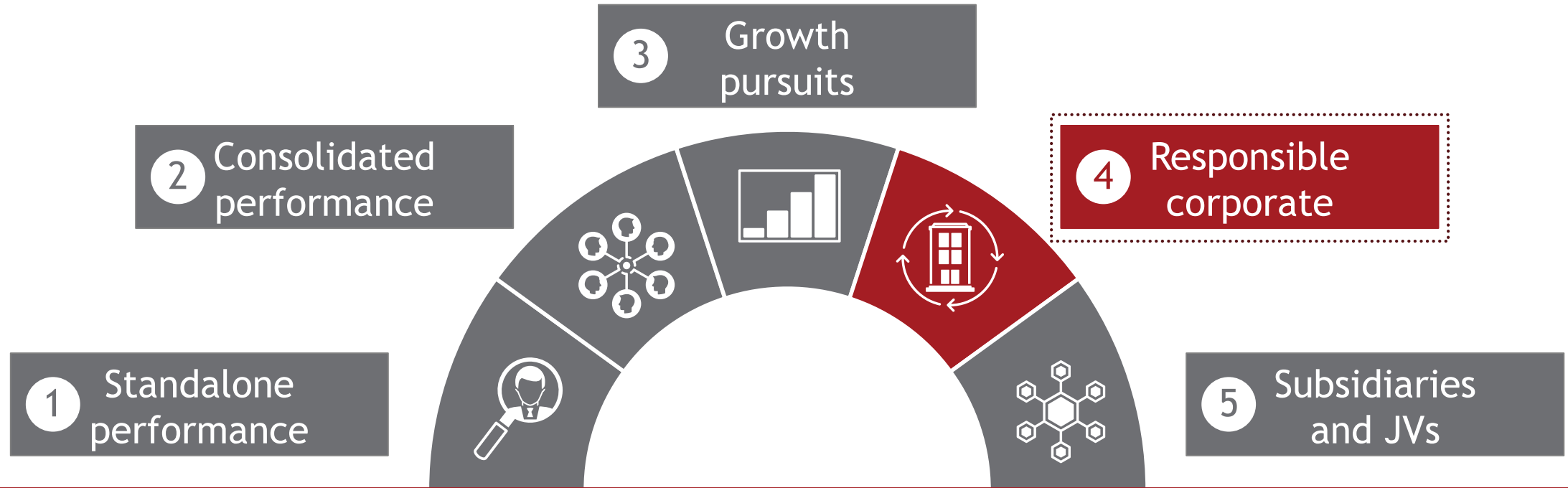
Centralization &  
transformation of  
vendor payment  
systems

5



ESG roadmap and  
green business  
build

# Presentation overview



# ESG practices: Committed towards conserving climate



Regular Greenhouse Gas (GHG) inventory accounting and disclosures on Scope-1 and Scope-2 emissions



Implemented 15 Clean Development Mechanism (CDM) Projects



2.2 million Certified Emission Reductions with OTPC having emission reduction potential of 16 lakh ton CO<sub>2</sub>e per annum



Fresh water conservation: Water foot printing, Rainwater Harvesting, Sewage Treatment Plants & Desalination



Renewable energy projects

# ESG practices: Committed towards society and ethical work practices



**Social:**  
Committed to social welfare and inclusion

- One of the first companies to issue separate CSR Guidelines in 2009
- CSR activities aligned with needs of community in respective geographies
- Activities in areas of Healthcare, Education, Environment, Women Empowerment & Heritage preservation
- Every CSR project benchmarked to UN Sustainable Development Goals (SDGs)



**Governance:**  
Committed to integrity and ethical practices

- 1<sup>st</sup> signatory in India to the Integrity Pact
- The first CPSE to get certified for Anti Bribery Management System
- Strong and effective Whistle Blower mechanism



## Corporate social responsibility: Leader in CSR spending



ONGC promotes healthcare, preventive healthcare, education & skill development, women empowerment & reducing inequality, environment sustainability initiatives



Avg. CSR Expenditure > ₹ 500 Cr every year  
Total spend in last 5 yrs. > 2700 Cr.

CSR Expenditure in 2022-23: ₹ 476 Cr.

# Championing sports in the country

ONGCian H S Prannoy part of Thomas Cup winning Indian Badminton Team  
7 ONGCians (including 3 hockey players) represented India at Tokyo



Recognitions and  
Awards in 2022  
H.S Prannoy  
(Arjuna Award)




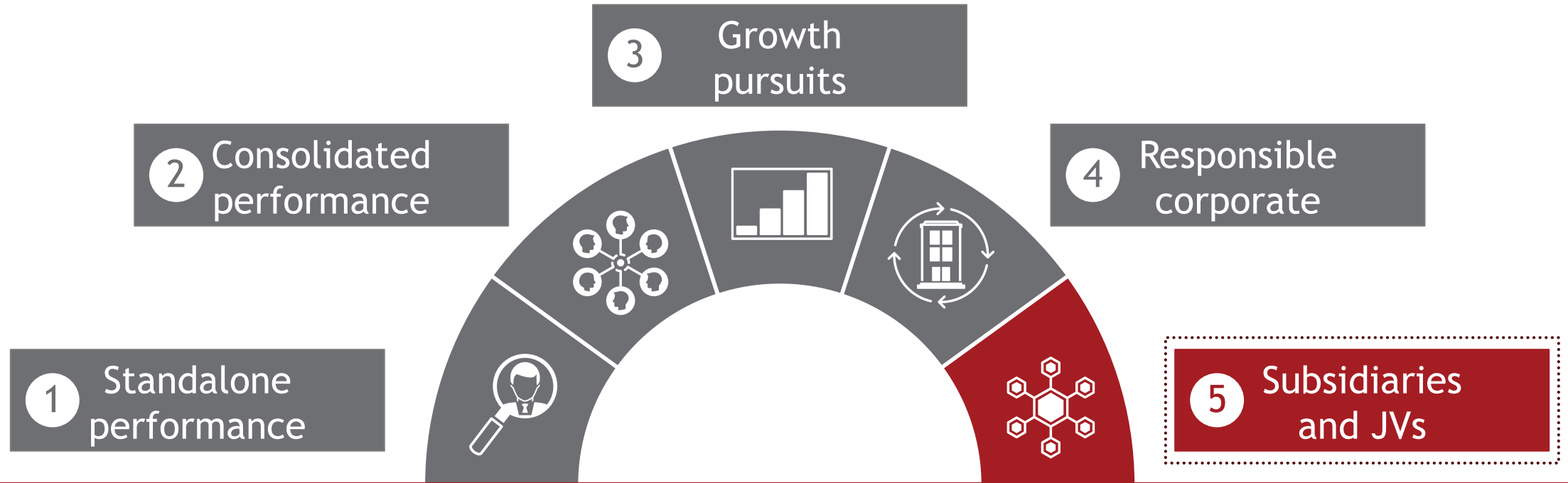
ONGC  
Sportspersons have  
won 61 National  
Awards till date

- Pankaj Advani has won 25-time IBSF World Titles by winning World Championship at Kuala Lumpur in Oct 2022
- Pankaj Advani is also 9-time winner of Asian Billiards championships by winning 9<sup>th</sup> title in Doha March 2023
- Shiva Thapa secured his 6th Medal at Asian Boxing Championships by securing Silver Medal at Amman (Jordan) in Nov 2022

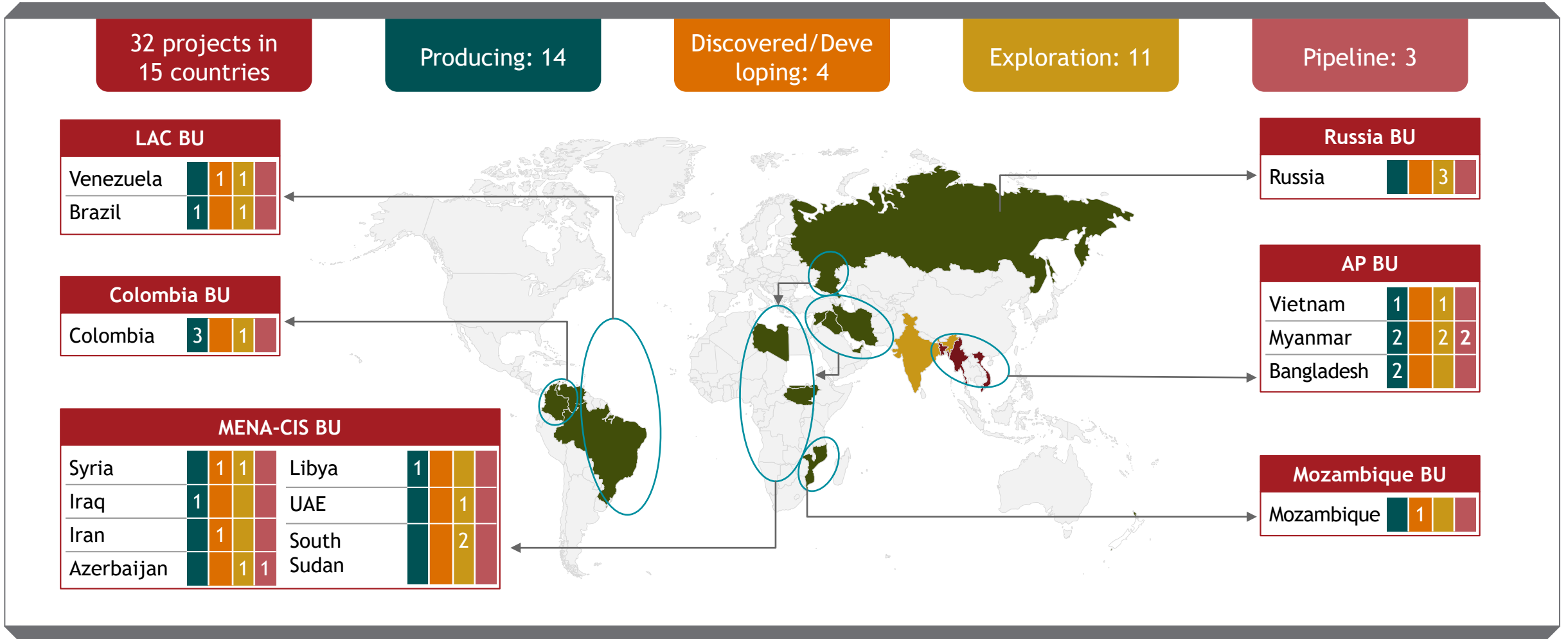




# Presentation overview



# Global footprint of ONGC Videsh





# ONGC Videsh Highlights

(Navratna status since Aug '23)



## CP05

- Significant OVL operated Expl. Success
- Contributing 19KBD & on way to 25 KBD



## Mozambique

- Situation improving
- Boots on the ground
- On course to resumption



## Sakhalin

- Reclaiming Rights
- Bounced back from zero to plateau
- levels of 190~200 KBD



## BM Seal-4

- Transiting from exploration success to Development



## South Sudan

- Floods impacted dip to 27 KBD
- Focused approach & innovative
- Solutions to regain 54KBD



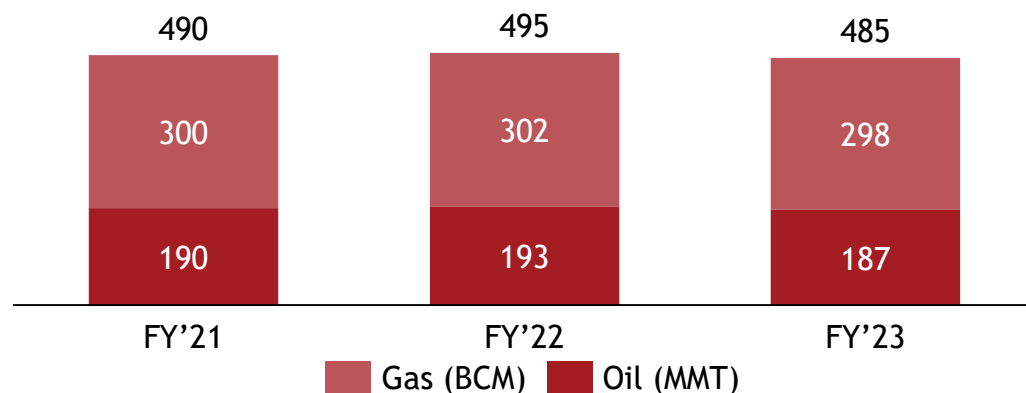
## Extensions

- Block 6.1 Vietnam
- Blocks B-2 & EP-3 Myanmar
- SS-04 & 09 Bangladesh

- 4.5 MMT Operated Flowing Barrels From 6 Projects in 4 Countries
- Total 32 projects in 15 countries (16 Operated)

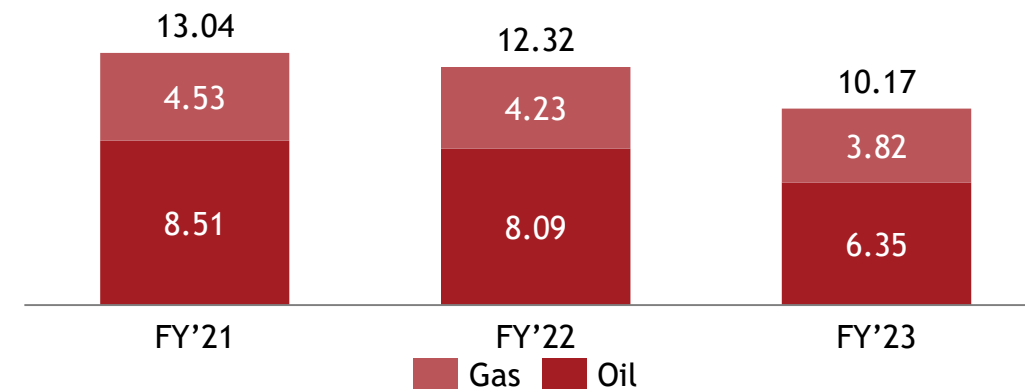
# ONGC Videsh: FY'23 Performance

## 2P Reserves (MMToE)



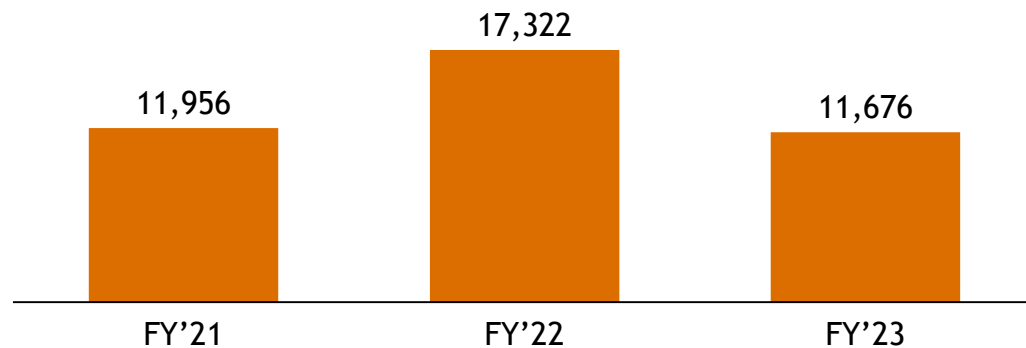
\* PRMS adopted from FY'21

## Oil and Gas Production (MMToE)

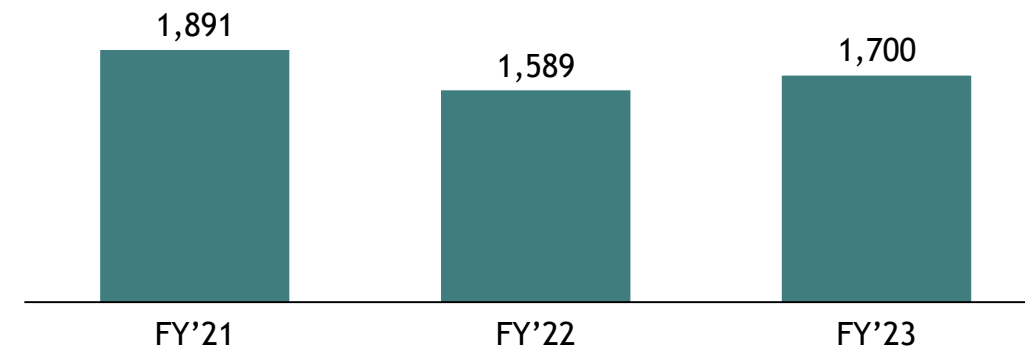


1. Includes proportionate share of Sakhalin Production

## Turnover (₹ Crore)



## PAT (₹ Crore)





# Hindustan Petroleum Corporation Ltd. (HPCL)



## A Maharatna Schedule “A” CPSE

Achieved highest ever combined refining thruput of 19.09 Million Metric Tonnes (MMT)



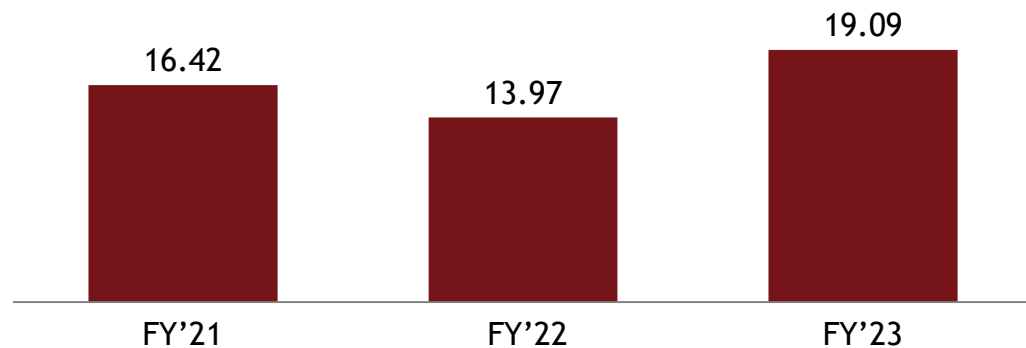
Achieved highest ever sales volume of 43.45 MMT



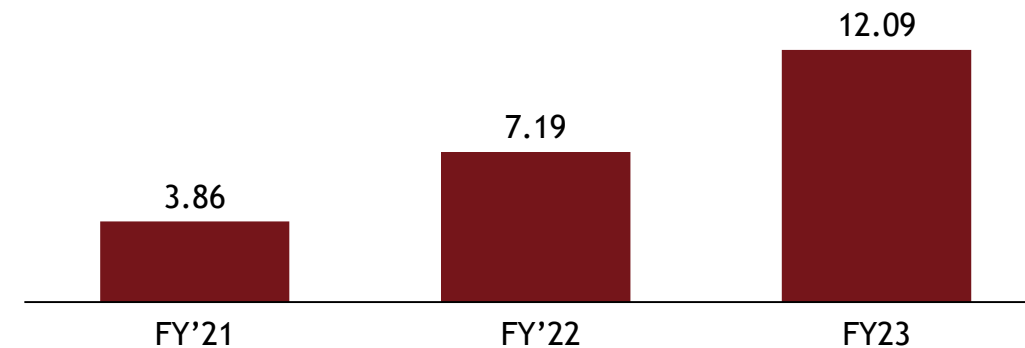
Commissioned 1,161 new Retail outlets crossed the milestone of 21000 outlets

# HPCL: FY'23 Performance

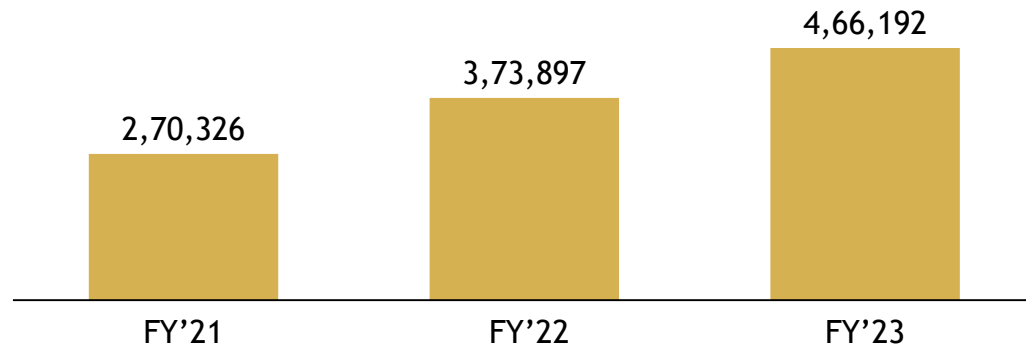
### Throughput (MMT)



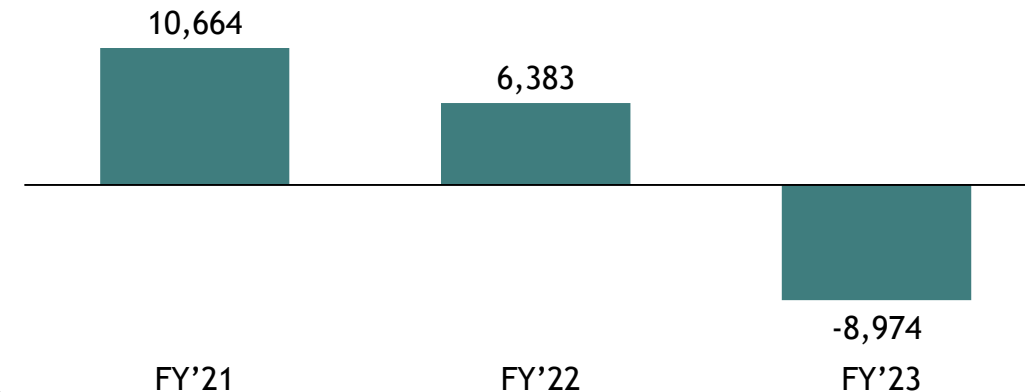
### GRM (\$/BBL)



### Revenue from Operations (₹ Crores)



### PAT (₹ Crore)





## MRPL Highlights (A Miniratna CPSE)



Achieved highest ever throughput-17.14 MMT in FY23



Achieved revenue of Rs. 1,24,736 crore during FY'23.



Registered GRM of US\$ 9.88/bbl in FY'23.



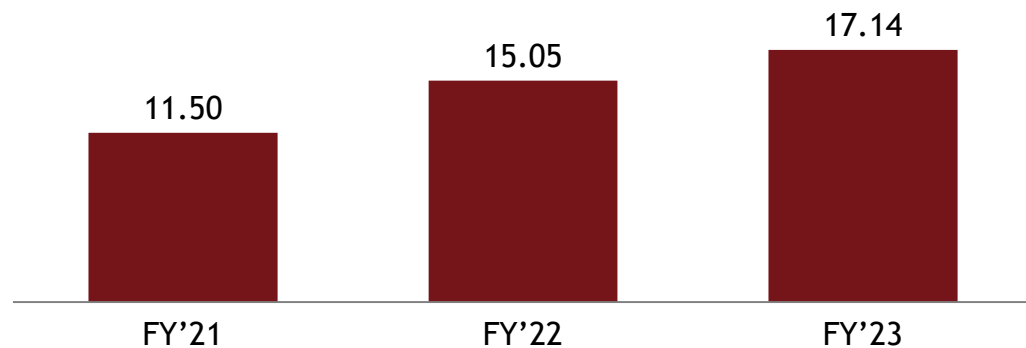
Added 31 Retail Outlets making total retail outlets to 63



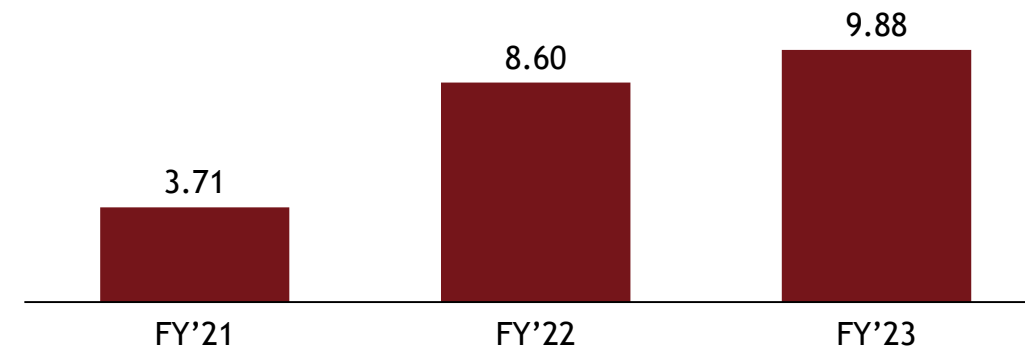
Debt peaked at INR 24,485 Cr in Sep'21 to INR 15,362 Cr by Q1 FY24

# MRPL: FY'23 Performance

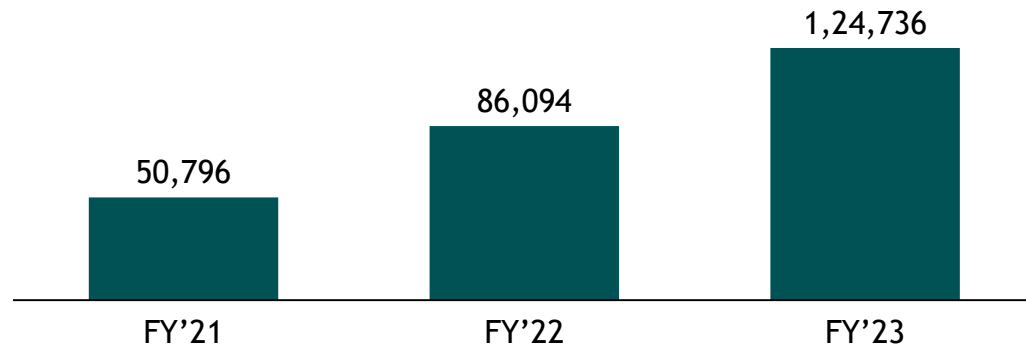
Throughput (MMT)



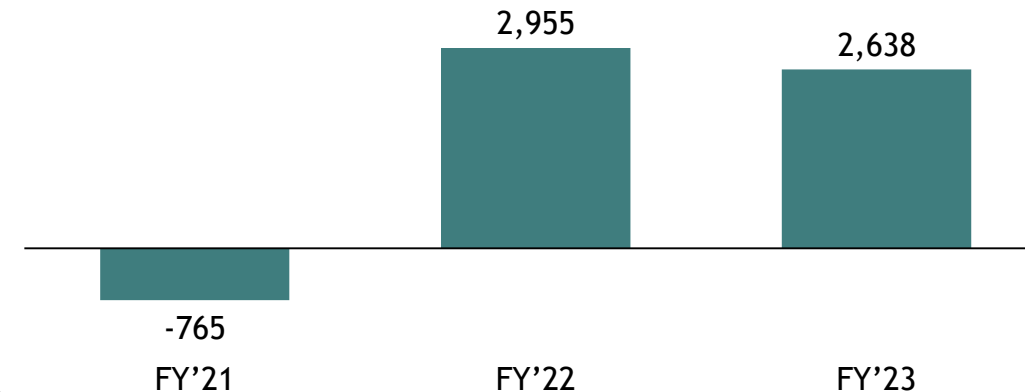
GRM (\$/BBL)



Gross Sales (₹ Crore)



PAT (₹ Crore)





## A Joint venture with GAIL & GSPC



# OPaL Highlights



OPaL operated at average 82% capacity in FY'22-23



Earned revenue from operations of Rs. 14,593 crore during the year FY'23 as against Rs. 16,048 crore during FY'22



Successfully completed its first major turnaround (MTA) in the current financial year



Reported EBIDTA of Rs.486 crore in FY'23

One of the Largest Dual Feed Crackers in the world

1.1 MMTPA Feedstock integration project of ONGC (Utilizing C2, C3 and C4 gas feed and Naphtha produced by ONGC)

A Joint venture with Govt. of Tripura



## OTPC Highlights




Power generation increased to 4936 MU in FY 23 as compared to 4124 MU in FY 22



Highest production by any gas based power station in India during FY 23



Earned revenue from operations of Rs. 1,631 crore and PAT of Rs. 201 crore



Paid interim dividend of Rs. 0.70 per share and final dividend of. 0.60 per share

726.6 MW (363.3x2) Combined Cycle Gas Turbine (CCGT) Thermal Power Plant

## National and international recognitions



#14 in Top 250 Global Energy Company Rankings 2022

---



# 158<sup>th</sup> globally and  
# 4<sup>th</sup> in India in Fortune Global 500 List 2023

---



# 226 globally and  
# 5 in India in Forbes Global 2000 list 2023

---



Certified as a Great Place to Work: 4<sup>th</sup> year in row  
India's Best Employers Among Nation-Builders-2023

**Thank you**

