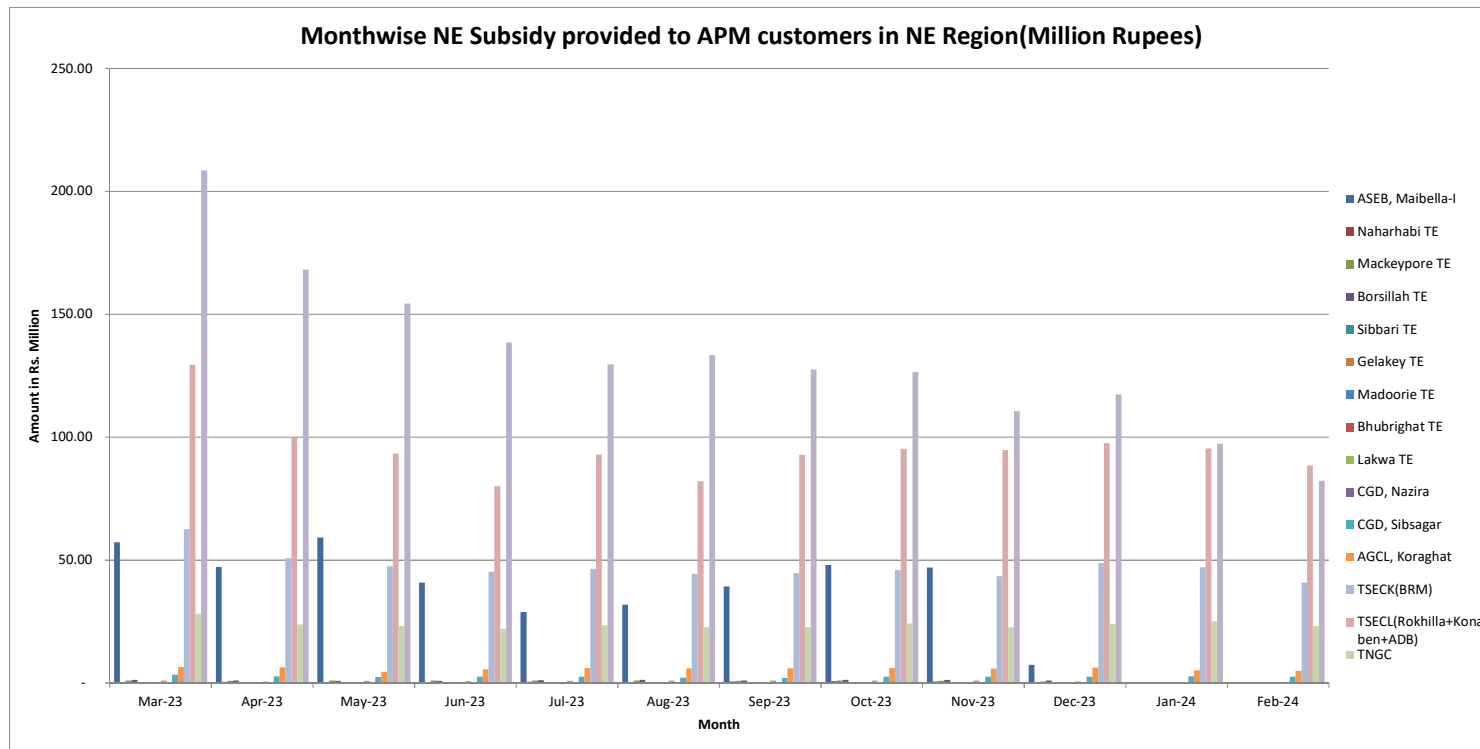


Name of the Consumer/Delivery point	Details of NE Subsidy Provided to APM Customer in last 12 months (Indian Rs. In Million)												Total
	Mar-23	Apr-23	May-23	Jun-23	Jul-23	Aug-23	Sep-23	Oct-23	Nov-23	Dec-23	Jan-24	Feb-24	
ASEB, Maibella-I	57.20	47.33	59.21	40.87	28.96	31.85	39.34	48.02	46.90	7.44	-	-	407.10
Naharhabi TE	0.26	0.46	0.45	0.43	0.52	0.41	0.54	0.69	0.58	0.32	0.03	0.09	4.78
Mackeypore TE	1.07	0.92	1.02	0.98	1.08	1.07	0.85	0.98	0.93	0.67	0.22	0.10	9.90
Borsillah TE	1.20	0.98	0.95	0.92	1.14	1.28	1.08	1.30	1.25	0.99	0.10	0.24	11.43
Sibbari TE	0.37	0.27	0.44	0.35	0.38	0.45	0.35	0.46	0.34	0.15	0.02	0.01	3.58
Gelakey TE	0.17	0.14	0.15	0.16	0.16	0.17	0.15	0.15	0.14	0.06	0.01	0.01	1.48
Madoorie TE	0.29	0.26	0.27	0.26	0.27	0.28	0.25	0.28	0.21	0.09	-	0.07	2.55
Bhubrighat TE	0.08	0.12	0.12	0.13	0.15	0.15	0.14	0.18	0.19	0.19	-	-	1.44
Lakwa TE	1.06	0.67	0.87	0.79	0.92	1.05	1.04	1.03	1.04	0.68	0.06	0.13	9.36
CGD, Nazira	0.19	0.15	0.14	0.14	0.15	0.15	0.14	0.14	0.14	0.14	0.14	0.13	1.75
CGD, Sibsagar	3.42	2.73	2.42	2.55	2.50	2.25	2.12	2.51	2.59	2.63	2.79	2.57	31.09
AGCL, Koraghat	6.54	6.34	4.57	5.61	6.12	5.93	5.98	6.02	5.82	6.22	5.21	4.94	69.31
TSECK(BRM)	62.64	50.72	47.44	45.28	46.45	44.29	44.83	45.95	43.40	48.83	47.08	40.78	567.67
TSECL(Rokhilla+Konaben+ADB)	129.49	99.72	93.37	80.14	92.96	82.04	92.81	95.27	94.76	97.62	95.34	88.47	1,142.01
TNGC	28.20	23.85	23.09	22.14	23.53	22.72	22.74	24.18	22.77	24.13	25.03	23.11	285.49
Neepco (ADB+Konaben)	208.58	168.16	154.35	138.48	129.63	133.42	127.55	126.55	110.62	117.34	97.39	82.30	1,594.35
Total	500.76	402.81	388.88	339.22	334.92	327.51	339.93	353.71	331.68	307.52	273.41	242.95	4,143.29

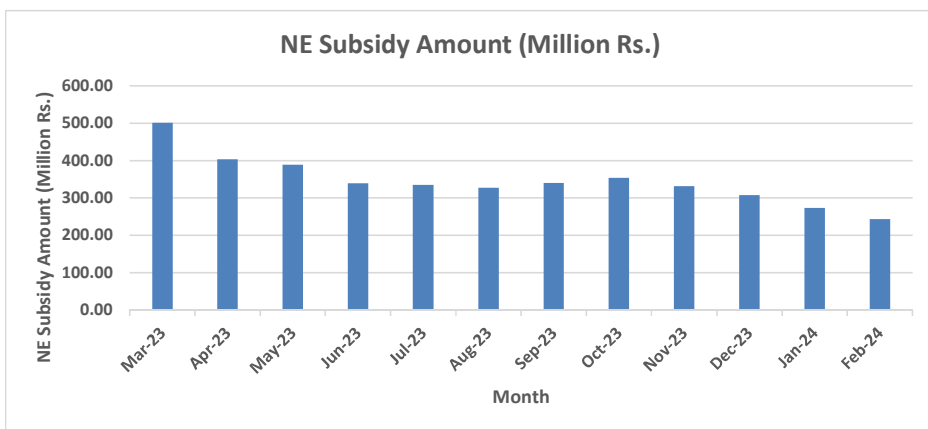
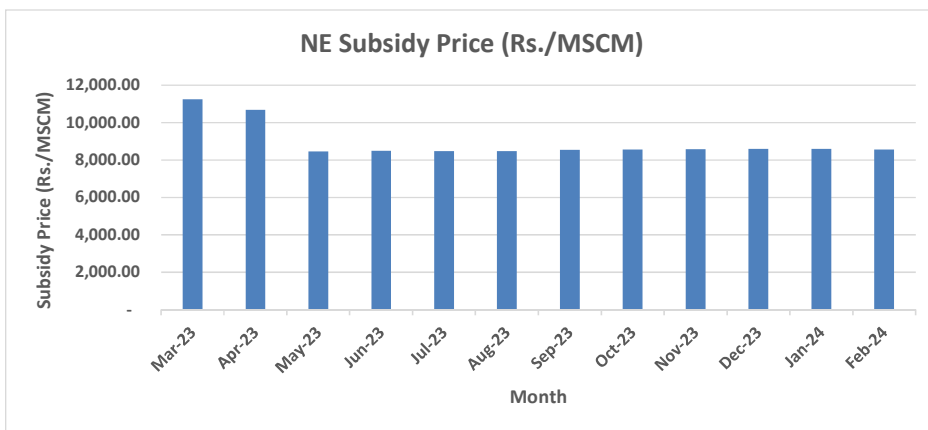
100000



Monthwise Quantity, Subsidy Price and Amount

Month	Quantity (MSCM)	NE Subsidy Price (Rs./MSCM)	NE Subsidy Amount (Million Rs.)
Mar-23	48073	11,244.05	500.76
Apr-23	46491	10,692.42	402.81
May-23	48292	8,462.30	388.88
Jun-23	42354	8,495.24	339.22
Jul-23	42073	8,484.13	334.92
Aug-23	41612	8,475.79	327.51
Sep-23	42787	8,542.06	339.93
Oct-23	43912	8,568.66	353.71
Nov-23	41136	8,588.10	331.68
Dec-23	38612	8,594.44	307.52
Jan-24	34457	8,592.46	273.41
Feb-24	30640	8,575.79	242.95

Correlation Quantity & NE Subsidy	Correlation NE Subsidy Price & NE Subsidy Amount
0.889	0.775



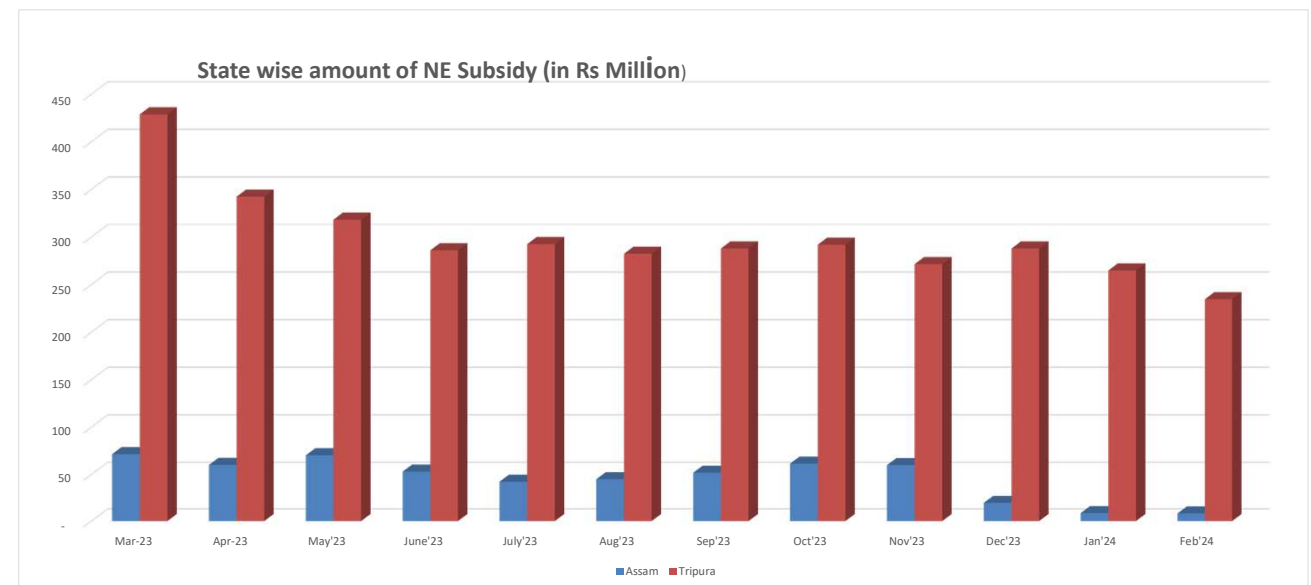
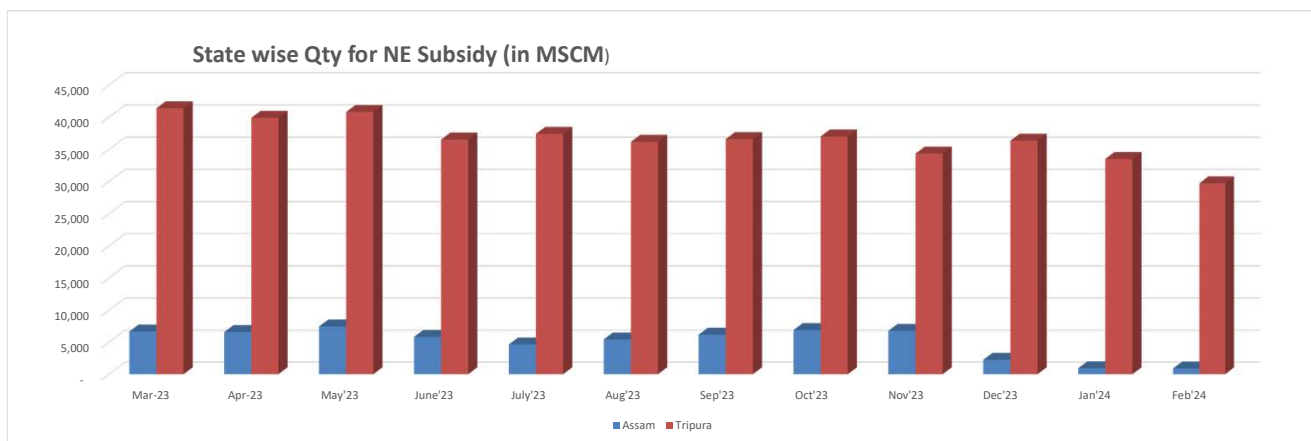
Statewise details of gas supplied on which subsidy is claimed

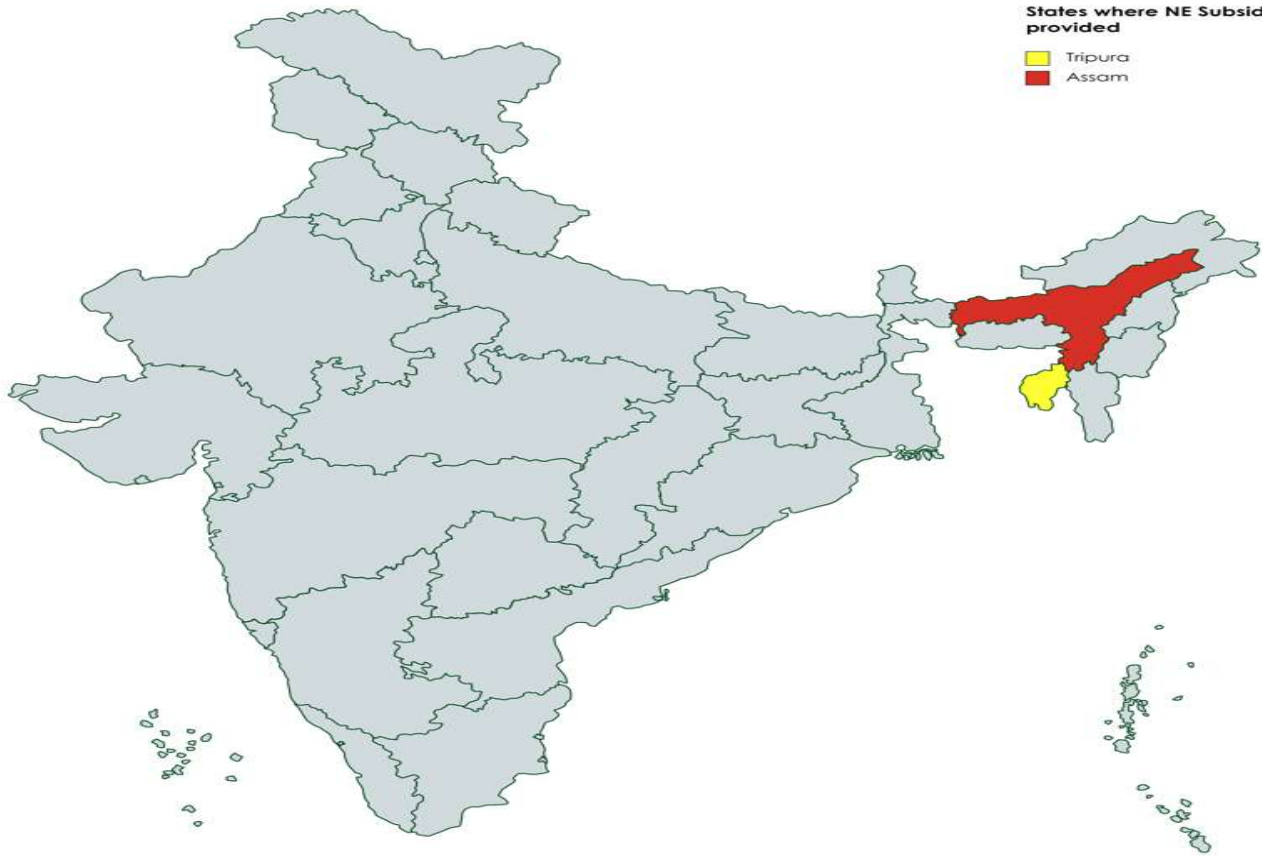
Assam													
Name of the Consumer/Delivery point	Mar-23	Apr-23	May'23	June'23	July'23	Aug'23	Sep'23	Oct'23	Nov'23	Dec'23	Jan'24	Feb'24	Total
Gas Supplied through Gail													
ASEB, Maibella-I	5,239	5,279	6,225	4,488	3,213	3,972	4,781	5,388	5,329	920	-	-	44,836
Naharhabi TE	20	45	48	46	54	43	58	72	61	35	3	9	496
Mackeypore TE	102	91	112	103	113	112	92	105	99	73	23	11	1,036
Borsillah TE	104	96	102	99	121	133	118	139	133	107	11	26	1,187
Sibbari TE	30	26	48	37	40	46	38	50	37	16	2	1	371
Gelakey TE	21	14	17	17	17	18	16	16	15	7	1	1	160
Madoorie TE	24	23	28	27	26	28	26	29	21	9	-	7	248
Bhubrighat TE	7	14	16	16	19	19	18	22	24	24	-	-	180
Lakwa TE	105	73	92	89	102	132	127	116	119	84	7	16	1,062
Gas Supplied through AGCL													
CGD, Nazira	218	15	16	15	16	16	15	16	15	16	16	15	386
CGD, Sibsagar	278	266	258	267	263	241	230	273	280	285	303	279	3,223
AGCL, Koraghat	532	647	514	625	673	682	666	678	652	683	576	544	7,472

Tripura													
TSECK(BRM)	6,061	5,909	6,106	5,793	5,958	5,680	5,691	5,829	5,488	6,160	5,971	5,177	69,824
TSECL(Rokhilla+Konaben+ADB)	12,500	11,610	11,977	10,239	11,879	10,498	11,804	12,076	11,992	12,309	12,055	11,193	140,133
TNGC	2,717	2,776	2,959	2,826	3,006	2,905	2,889	3,065	2,877	3,047	3,167	2,927	35,162
Neepco (ADB+Konaben)	20,113	19,606	19,776	17,667	16,572	17,089	16,218	16,040	13,992	14,836	12,321	10,435	194,665

Gas Supplied													
State	Mar-23	Apr-23	May'23	June'23	July'23	Aug'23	Sep'23	Oct'23	Nov'23	Dec'23	Jan'24	Feb'24	Total
Assam	6,681	6,590	7,474	5,830	4,657	5,441	6,185	6,903	6,786	2,260	942	908	60,656
Tripura	41,392	39,902	40,818	36,525	37,416	36,171	36,602	37,010	34,350	36,352	33,515	29,732	439,783

Subsidy Amount													
State	Mar-23	Apr-23	May'23	June'23	July'23	Aug'23	Sep'23	Oct'23	Nov'23	Dec'23	Jan'24	Feb'24	Total
Assam	72	60	71	53	42	45	52	62	60	20	9	8	554
Tripura	429	342	318	286	293	282	288	292	272	288	265	235	3,590





States where NE Subsidy is provided

- Tripura
- Assam