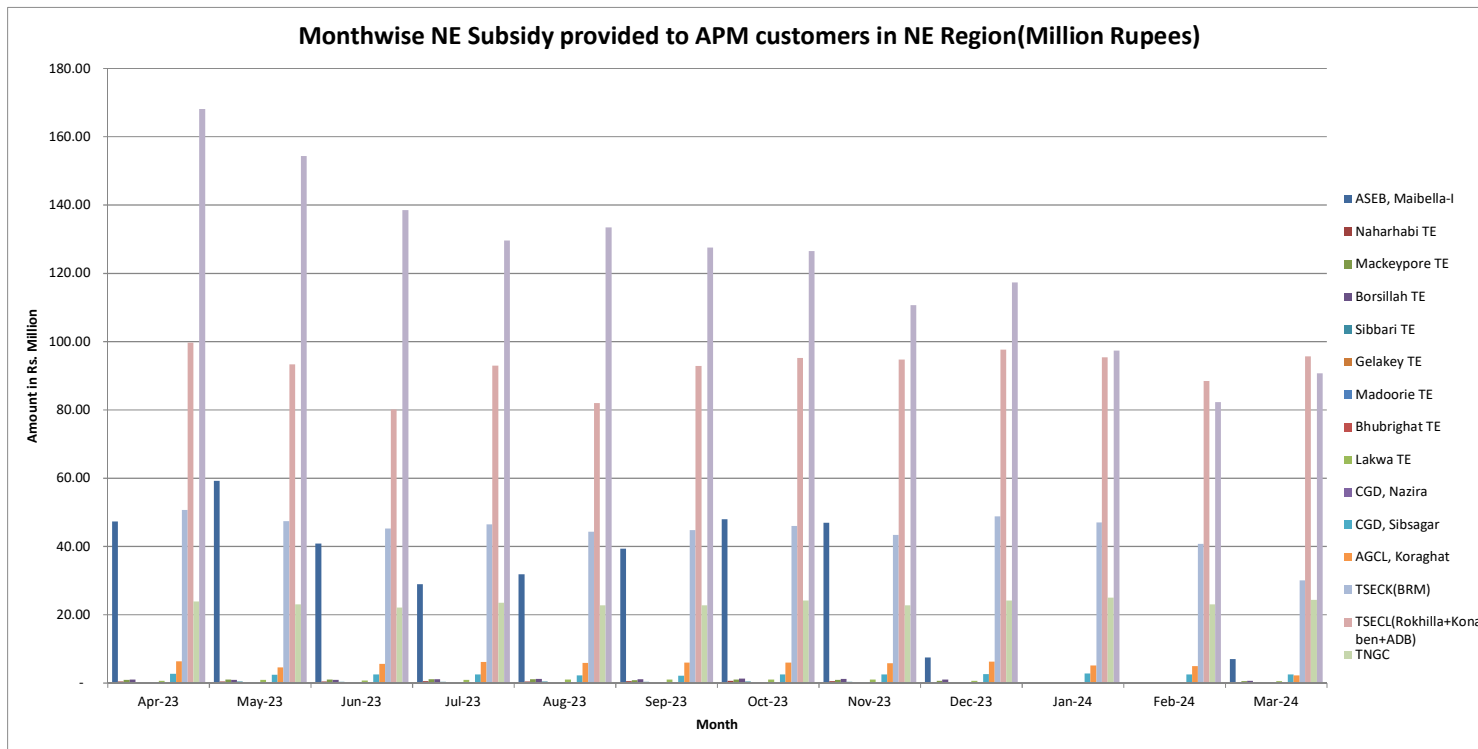


Name of the Consumer/Delivery point	Details of NE Subsidy Provided to APM Customer in last 12 months (Indian Rs. In Million)												
	Apr-23	May-23	Jun-23	Jul-23	Aug-23	Sep-23	Oct-23	Nov-23	Dec-23	Jan-24	Feb-24	Mar-24	Total
ASEB, Maibella-I	47.33	59.21	40.87	28.96	31.85	39.34	48.02	46.90	7.44	-	-	6.95	356.85
Naharhabi TE	0.46	0.45	0.43	0.52	0.41	0.54	0.69	0.58	0.32	0.03	0.09	0.08	4.60
Mackeypore TE	0.92	1.02	0.98	1.08	1.07	0.85	0.98	0.93	0.67	0.22	0.10	0.55	9.38
Borsillah TE	0.98	0.95	0.92	1.14	1.28	1.08	1.30	1.25	0.99	0.10	0.24	0.69	10.92
Sibbari TE	0.27	0.44	0.35	0.38	0.45	0.35	0.46	0.34	0.15	0.02	0.01	0.21	3.42
Gelakey TE	0.14	0.15	0.16	0.16	0.17	0.15	0.15	0.14	0.06	0.01	0.01	0.11	1.42
Madoorie TE	0.26	0.27	0.26	0.27	0.28	0.25	0.28	0.21	0.09	-	0.07	0.17	2.43
Bhubrighat TE	0.12	0.12	0.13	0.15	0.15	0.14	0.18	0.19	0.19	-	-	0.08	1.44
Lakwa TE	0.67	0.87	0.79	0.92	1.05	1.04	1.03	1.04	0.68	0.06	0.13	0.51	8.80
CGD, Nazira	0.15	0.14	0.14	0.15	0.15	0.14	0.14	0.14	0.14	0.14	0.13	0.14	1.70
CGD, Sibsagar	2.73	2.42	2.55	2.50	2.25	2.12	2.51	2.59	2.63	2.79	2.57	2.57	30.24
AGCL, Koraghat	6.34	4.57	5.61	6.12	5.93	5.98	6.02	5.82	6.22	5.21	4.94	2.21	64.97
TSECK(BRM)	50.72	47.44	45.28	46.45	44.29	44.83	45.95	43.40	48.83	47.08	40.78	30.08	535.12
TSECL(Rokhilla+Konaben+ADB)	99.72	93.37	80.14	92.96	82.04	92.81	95.27	94.76	97.62	95.34	88.47	95.72	1,108.24
TNGC	23.85	23.09	22.14	23.53	22.72	22.74	24.18	22.77	24.13	25.03	23.11	24.37	281.66
Neepco (ADB+Konaben)	168.16	154.35	138.48	129.63	133.42	127.55	126.55	110.62	117.34	97.39	82.30	90.75	1,476.52
<b>Total</b>	<b>402.81</b>	<b>388.88</b>	<b>339.22</b>	<b>334.92</b>	<b>327.51</b>	<b>339.93</b>	<b>353.71</b>	<b>331.68</b>	<b>307.52</b>	<b>273.41</b>	<b>242.95</b>	<b>255.20</b>	<b>3,897.73</b>

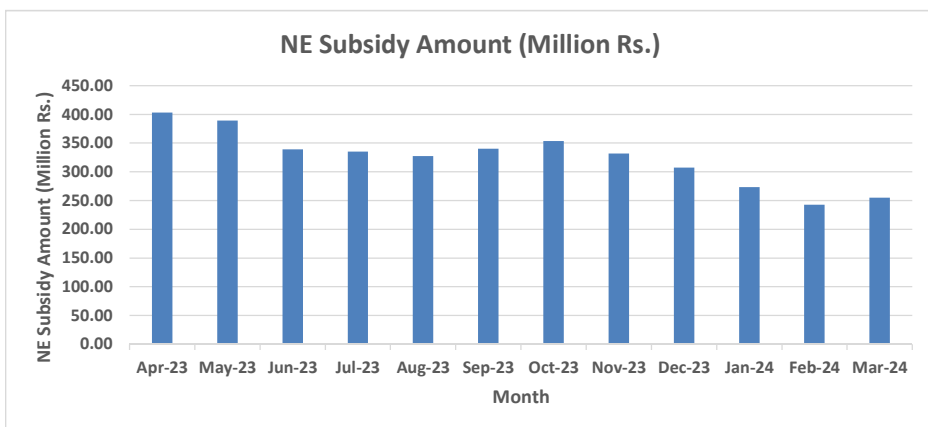
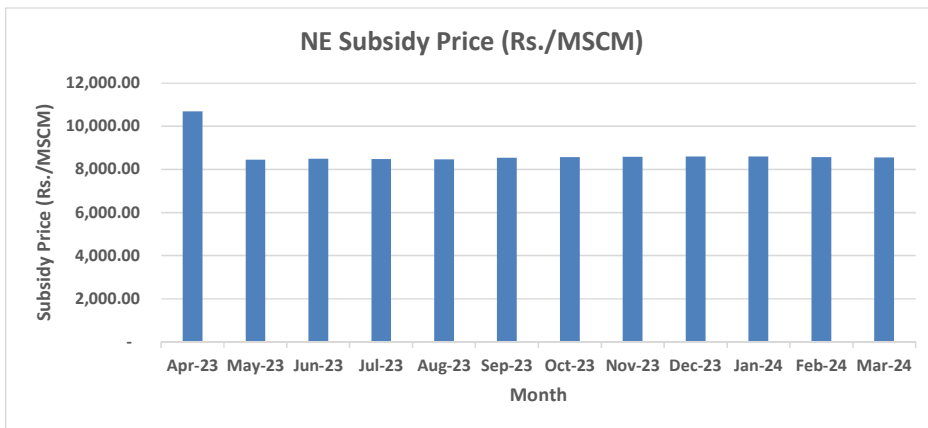
100000



**Monthwise Quantity, Subsidy Price and Amount**

Month	Quantity (MSCM)	NE Subsidy Price (Rs./MSCM)	NE Subsidy Amount (Million Rs.)
Apr-23	46491	10,692.42	402.81
May-23	48292	8,462.30	388.88
Jun-23	42354	8,495.24	339.22
Jul-23	42073	8,484.13	334.92
Aug-23	41612	8,475.79	327.51
Sep-23	42787	8,542.06	339.93
Oct-23	43912	8,568.66	353.71
Nov-23	41136	8,588.10	331.68
Dec-23	38612	8,594.44	307.52
Jan-24	34457	8,592.46	273.41
Feb-24	30640	8,575.79	242.95
Mar-24	32255	8,559.52	255.20

Correlation Quantity & NE Subsidy	Correlation NE Subsidy Price & NE Subsidy Amount
0.985	0.463



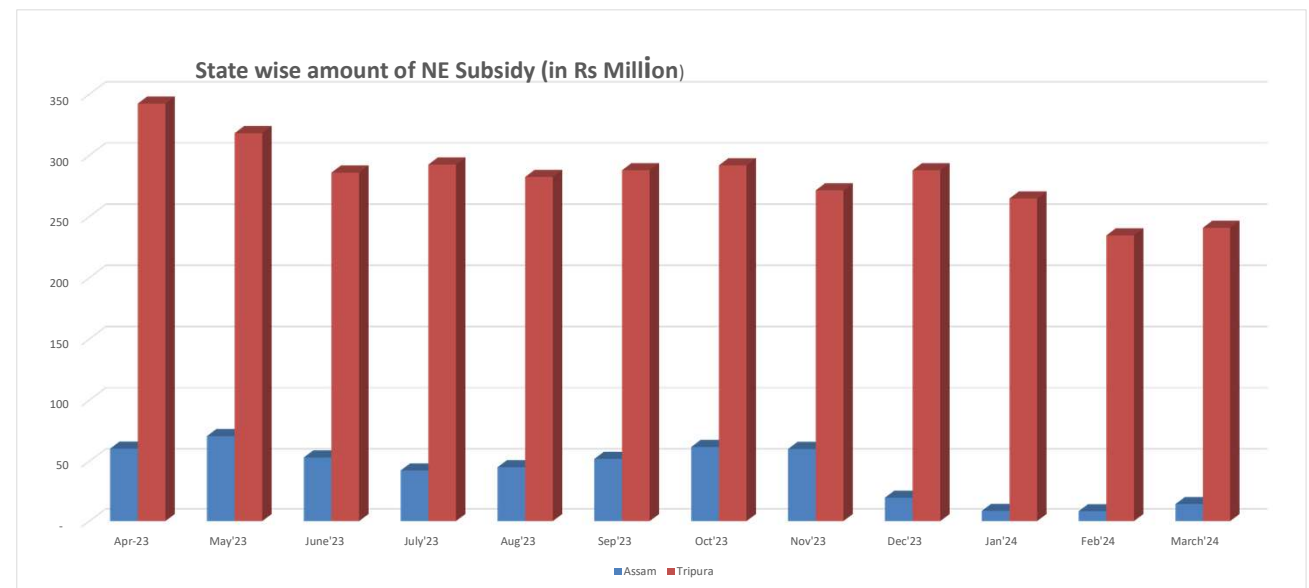
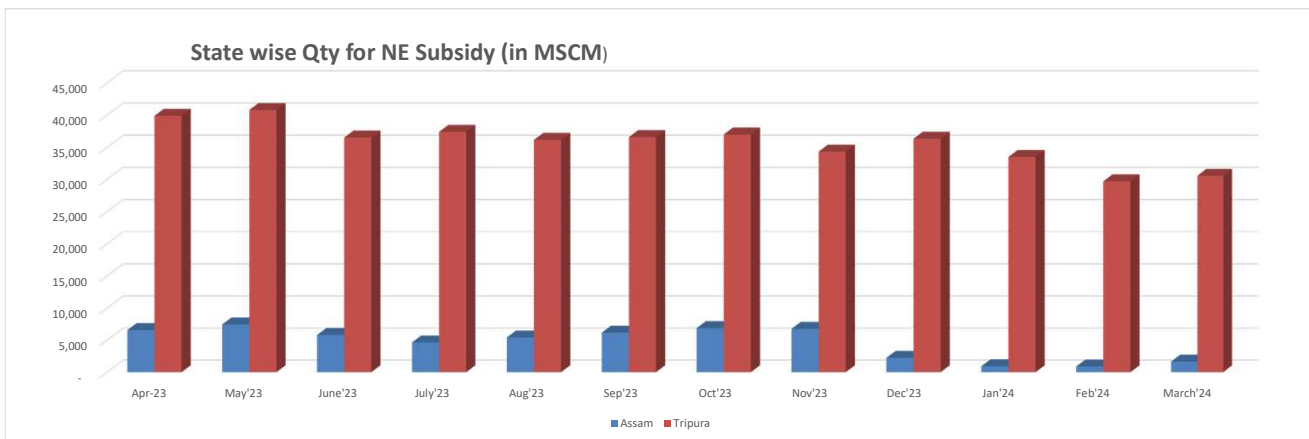
Statewise details of gas supplied on which subsidy is claimed

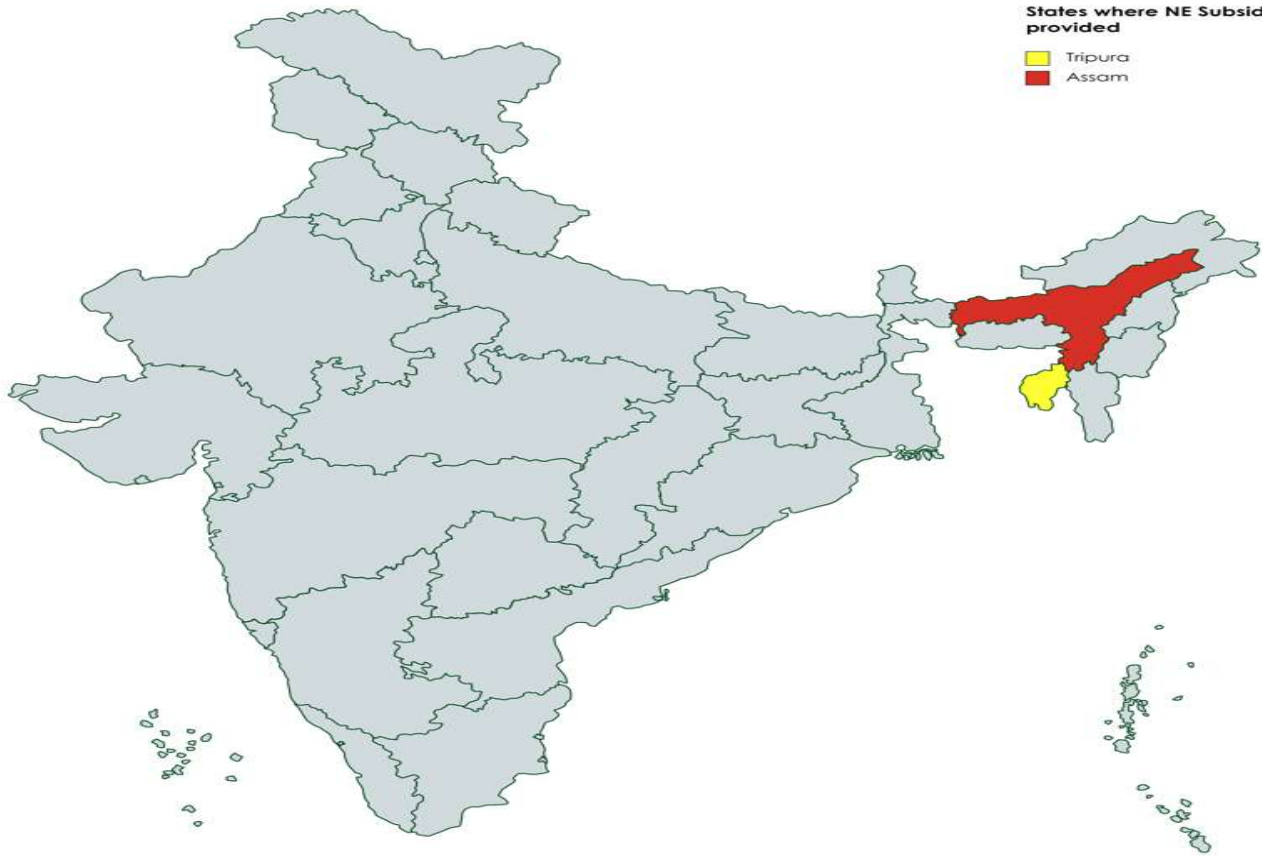
Assam													
Name of the Consumer/Delivery point	Apr-23	May'23	June'23	July'23	Aug'23	Sep'23	Oct'23	Nov'23	Dec'23	Jan'24	Feb'24	March'24	Total
<b>Gas Supplied through Gail</b>													
ASEB, Maibella-I	5,279	6,225	4,488	3,213	3,972	4,781	5,388	5,329	920	-	-	872	40,469
Naharhabi TE	45	48	46	54	43	58	72	61	35	3	9	8	483
Mackeypore TE	91	112	103	113	112	92	105	99	73	23	11	59	992
Borsillah TE	96	102	99	121	133	118	139	133	107	11	26	75	1,158
Sibbari TE	26	48	37	40	46	38	50	37	16	2	1	23	364
Gelakey TE	14	17	17	17	18	16	16	15	7	1	1	12	151
Madoorie TE	23	28	27	26	28	26	29	21	9	-	7	17	241
Bhubrighat TE	14	16	16	19	19	18	22	24	24	-	-	11	183
Lakwa TE	73	92	89	102	132	127	116	119	84	7	16	63	1,020
<b>Gas Supplied through AGCL</b>													
CGD, Nazira	15	16	15	16	16	15	16	15	16	16	15	16	183
CGD, Sibsagar	266	258	267	263	241	230	273	280	285	303	279	276	3,221
AGCL, Koraghat	647	514	625	673	682	666	678	652	683	576	544	241	7,181

Tripura													
TSECK(BRM)	5,909	6,106	5,793	5,958	5,680	5,691	5,829	5,488	6,160	5,971	5,177	3,818	67,581
TSECL(Rokhilla+Konaben+ADB)	11,610	11,977	10,239	11,879	10,498	11,804	12,076	11,992	12,309	12,055	11,193	12,144	139,776
TNGC	2,776	2,959	2,826	3,006	2,905	2,889	3,065	2,877	3,047	3,167	2,927	3,094	35,540
Neepto (ADB+Konaben)	19,606	19,776	17,667	16,572	17,089	16,218	16,040	13,992	14,836	12,321	10,435	11,527	186,078

Gas Supplied													
State	Apr-23	May'23	June'23	July'23	Aug'23	Sep'23	Oct'23	Nov'23	Dec'23	Jan'24	Feb'24	March'24	Total
Assam	6,590	7,474	5,830	4,657	5,441	6,185	6,903	6,786	2,260	942	908	1,672	55,647
Tripura	39,902	40,818	36,525	37,416	36,171	36,602	37,010	34,350	36,352	33,515	29,732	30,583	428,975

Subsidy Amount													
State	Apr-23	May'23	June'23	July'23	Aug'23	Sep'23	Oct'23	Nov'23	Dec'23	Jan'24	Feb'24	March'24	Total
Assam	60	71	53	42	45	52	62	60	20	9	8	14	496
Tripura	342	318	286	293	282	288	292	272	288	265	235	241	3,402





**States where NE Subsidy is provided**

- Tripura
- Assam