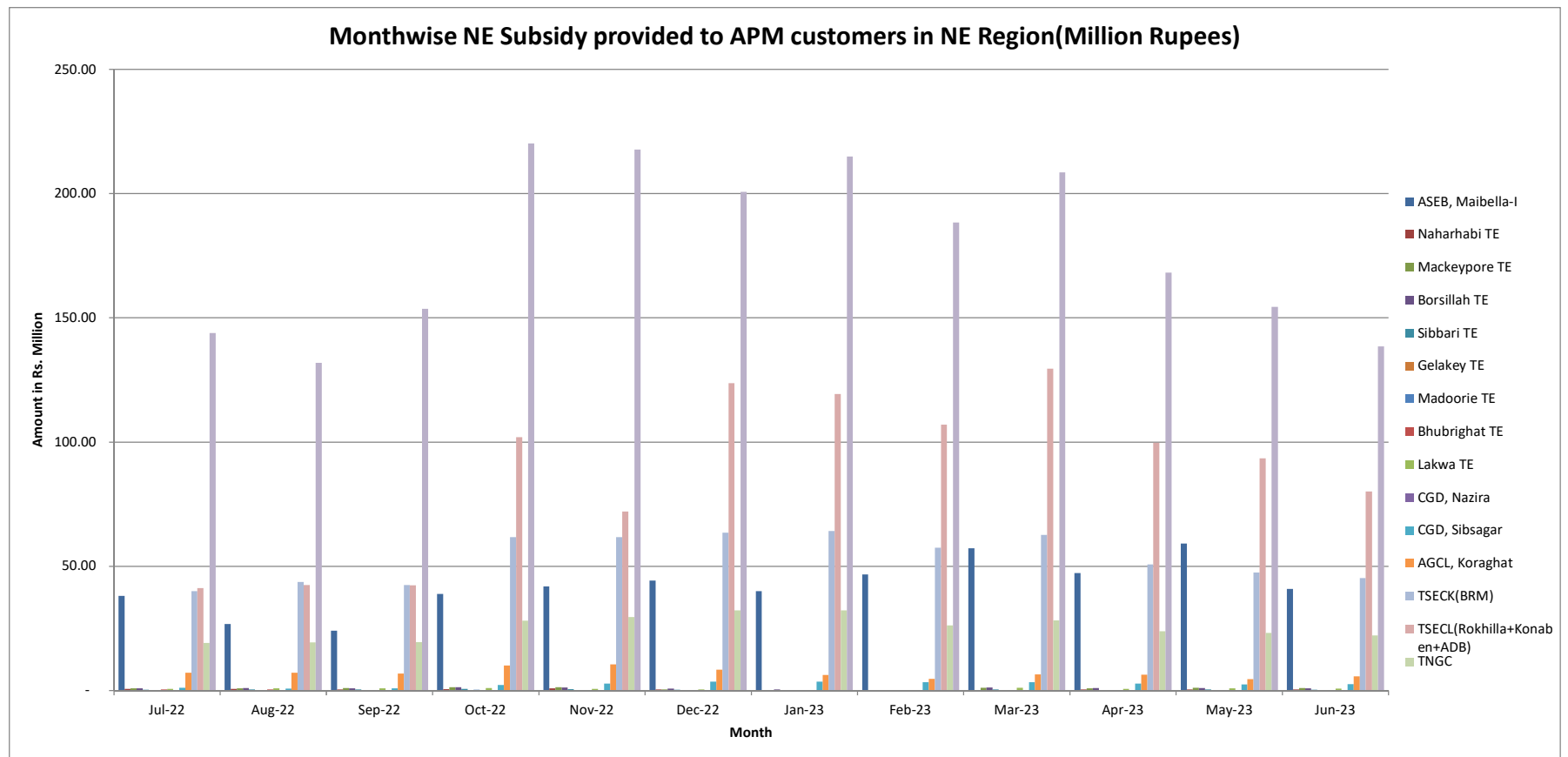


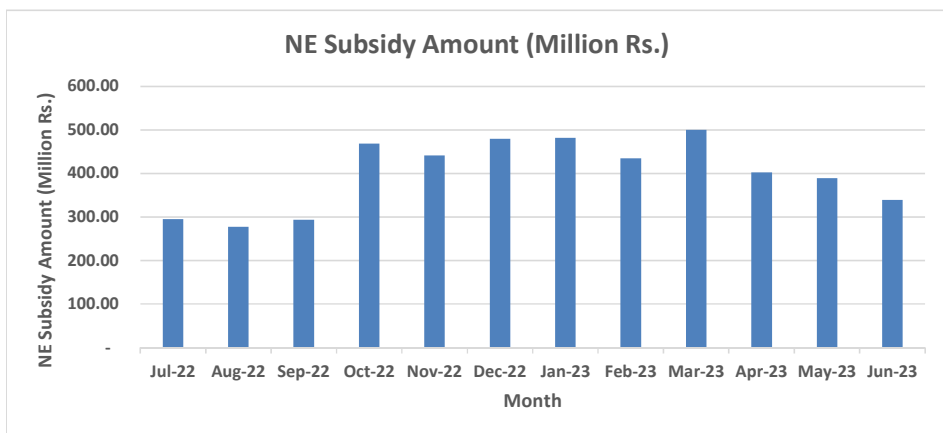
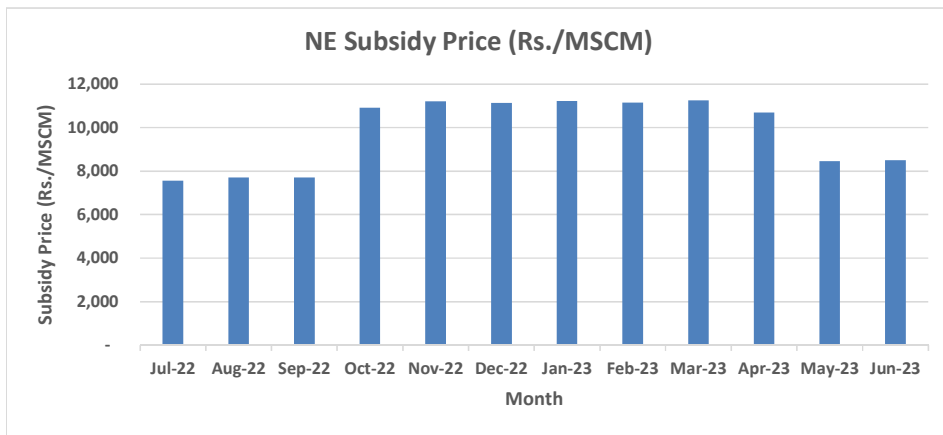
Name of the Consumer/Delivery point	Details of NE Subsidy Provided to APM Customer in last 12 months (Indian Rs. In Million)													Total
	Jul-22	Aug-22	Sep-22	Oct-22	Nov-22	Dec-22	Jan-23	Feb-23	Mar-23	Apr-23	May-23	Jun-23		
ASEB, Maibella-I	38.14	26.78	24.09	38.85	41.94	44.27	39.96	46.76	57.20	47.33	59.21	40.87	505.38	
Naharhabi TE	0.65	0.66	0.45	0.57	0.82	0.40	0.06	0.04	0.26	0.46	0.45	0.43	5.23	
Mackeypore TE	0.91	0.94	0.96	1.30	1.34	0.45	0.16	0.25	1.07	0.92	1.02	0.98	10.30	
Borsillah TE	0.94	1.02	0.86	1.25	1.19	0.74	0.49	0.09	1.20	0.98	0.95	0.92	10.63	
Sibbari TE	0.36	0.42	0.45	0.59	0.57	0.34	0.09	0.02	0.37	0.27	0.44	0.35	4.24	
Gelakey TE	0.14	0.15	0.14	0.18	0.18	0.06	0.01	0.02	0.17	0.14	0.15	0.16	1.49	
Madoorie TE	0.27	0.27	0.27	0.34	0.29	0.10	0.01	0.13	0.29	0.26	0.27	0.26	2.77	
Bhubrighat TE	0.51	0.46	0.21	0.20	0.25	0.20	-	-	0.08	0.12	0.12	0.13	2.28	
Lakwa TE	0.72	0.88	0.90	1.02	0.72	0.46	0.17	0.25	1.06	0.67	0.87	0.79	8.53	
CGD, Nazira	0.13	0.13	0.12	0.18	0.18	0.19	0.19	0.17	0.19	0.15	0.14	0.14	1.92	
CGD, Sibsagar	1.05	0.78	0.94	2.23	2.72	3.61	3.56	3.34	3.42	2.73	2.42	2.55	29.33	
AGCL, Koraghat	7.20	7.21	6.83	10.00	10.49	8.43	6.20	4.68	6.54	6.34	4.57	5.61	84.09	
TSECK(BRM)	40.01	43.75	42.40	61.71	61.76	63.58	64.20	57.45	62.64	50.72	47.44	45.28	640.94	
TSECL(Rokhilla+Konaben+ADB)	41.19	42.49	42.36	101.96	72.08	123.68	119.28	106.95	129.49	99.72	93.37	80.14	1,052.71	
TNGC	19.10	19.36	19.45	28.13	29.58	32.29	32.31	26.18	28.20	23.85	23.09	22.14	303.67	
Neepco (ADB+Konaben)	143.85	131.88	153.62	220.12	217.70	200.70	214.92	188.40	208.58	168.16	154.35	138.48	2,140.75	
Total	295.14	277.17	294.05	468.61	441.81	479.50	481.59	434.73	500.76	402.81	388.88	339.22	4,804.27	



Monthwise Quantity, Subsidy Price and Amount

Month	Quantity (MSCM)	NE Subsidy Price (Rs./MSCM)	NE Subsidy Amount (Million Rs.)
Jul-22	41,369	7,559	295.14
Aug-22	38,381	7,707	277.17
Sep-22	41,097	7,704	294.05
Oct-22	46,189	10,920	468.61
Nov-22	42,327	11,207	441.81
Dec-22	46,370	11,135	479.50
Jan-23	46,313	11,224	481.59
Feb-23	42,259	11,147	434.73
Mar-23	48,073	11,244	500.76
Apr-23	46,491	10,692	402.81
May-23	48,292	8,462	388.88
Jun-23	42,354	8,495	339.22

Correlation Quantity & NE Subsidy	Correlation NE Subsidy Price & NE Subsidy Amount
0.753	0.942



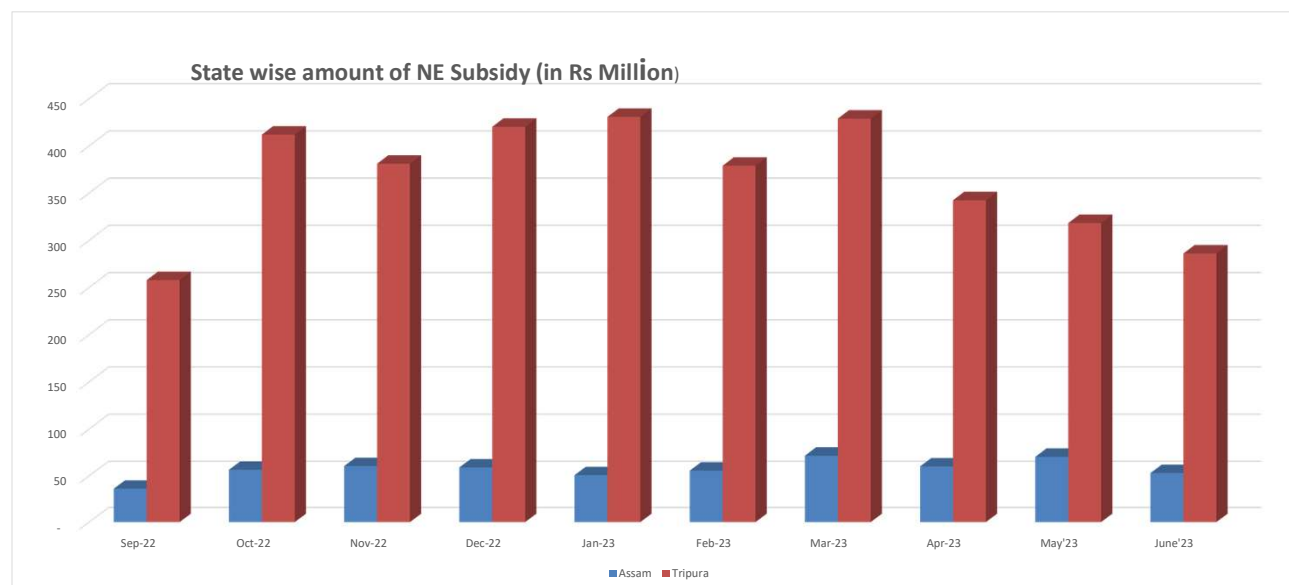
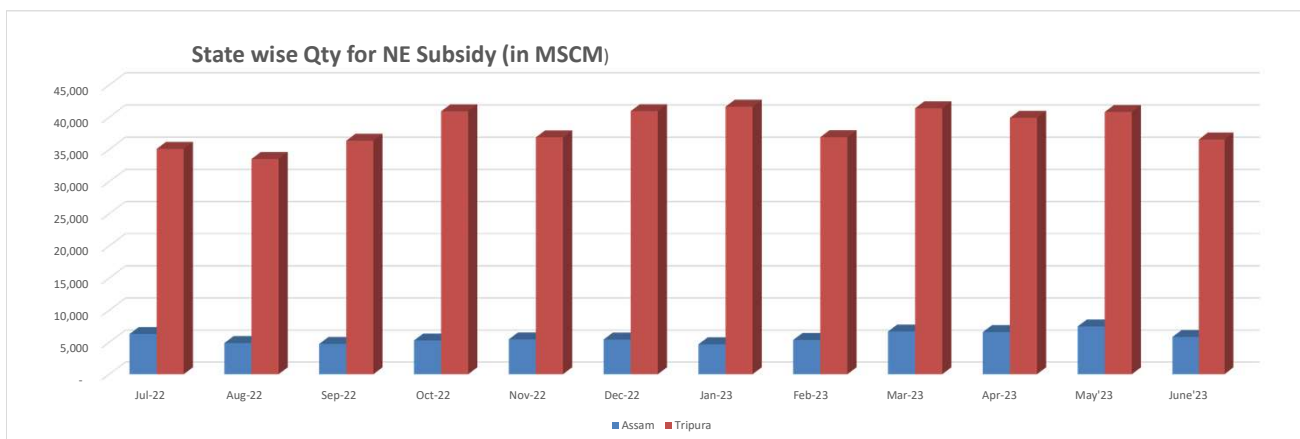
Statewise details of gas supplied on which subsidy is claimed

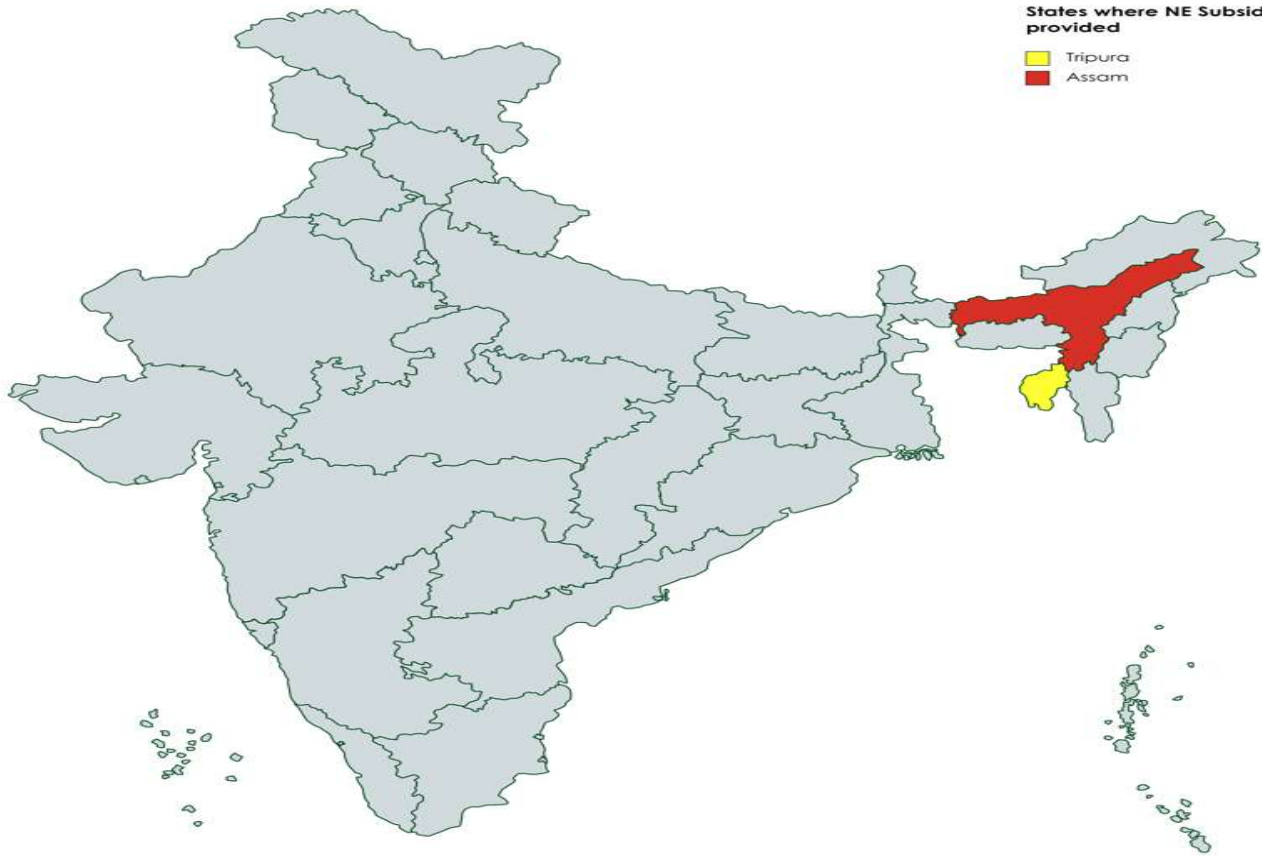
Assam													
Name of the Consumer/Delivery point	Jul-22	Aug-22	Sep-22	Oct-22	Nov-22	Dec-22	Jan-23	Feb-23	Mar-23	Apr-23	May'23	June'23	Total
Gas Supplied through Gail													
ASEB, Maibella-I	4,716	3,316	3,261	3,763	3,917	4,206	3,797	4,388	5,239	5,279	6,225	4,488	52,595
Naharhabi TE	80	78	54	47	66	33	4	3	20	45	48	46	524
Mackeypore TE	112	114	114	108	109	36	13	20	102	91	112	103	1,035
Borsillah TE	114	124	100	104	95	59	39	7	104	96	102	99	1,044
Sibbari TE	44	51	55	50	46	27	7	1	30	26	48	37	423
Gelakey TE	17	18	18	15	15	5	1	2	21	14	17	17	158
Madoorie TE	28	28	28	25	20	8	1	10	24	23	28	27	250
Bhubrighat TE	74	65	30	20	25	20	-	-	7	14	16	16	288
Lakwa TE	88	110	122	99	67	44	16	24	105	73	92	89	929
Gas Supplied through AGCL													
CGD, Nazira	16	16	15	16	15	16	16	201	218	15	16	15	572
CGD, Sibsagar	126	91	111	186	224	292	285	269	278	266	258	267	2,653
AGCL, Koraghat	878	867	831	842	851	682	502	433	532	647	514	625	8,205

Tripura													
TSECK(BRM)	5,760	6,200	5,981	6,154	6,000	6,200	6,200	5,600	6,061	5,909	6,106	5,793	71,963
TSECL(Rokhilla+Konaben+ADB)	5,915	5,984	5,970	10,135	6,962	12,055	11,533	10,418	12,500	11,610	11,977	10,239	115,298
TNGC	2,727	2,723	2,737	2,781	2,852	3,137	3,124	2,544	2,717	2,776	2,959	2,826	33,903
Neepco (ADB+Konaben)	20,675	18,596	21,671	21,846	21,061	19,551	20,777	18,338	20,113	19,606	19,776	17,667	239,676

Gas Supplied													
State	Jul-22	Aug-22	Sep-22	Oct-22	Nov-22	Dec-22	Jan-23	Feb-23	Mar-23	Apr-23	May'23	June'23	Total
Assam	6,293	4,877	4,738	5,274	5,452	5,428	4,680	5,359	6,681	6,590	7,474	5,830	68,675
Tripura	35,076	33,504	36,358	40,915	36,875	40,942	41,633	36,900	41,392	39,902	40,818	36,525	460,840

Subsidy Amount													
State	Jul-22	Aug-22	Sep-22	Oct-22	Nov-22	Dec-22	Jan-23	Feb-23	Mar-23	Apr-23	May'23	June'23	Total
Assam	51	40	36	57	61	59	51	56	72	60	71	53	666
Tripura	244	237	258	412	381	420	431	379	429	342	318	286	4,138





States where NE Subsidy is provided

- Tripura
- Assam