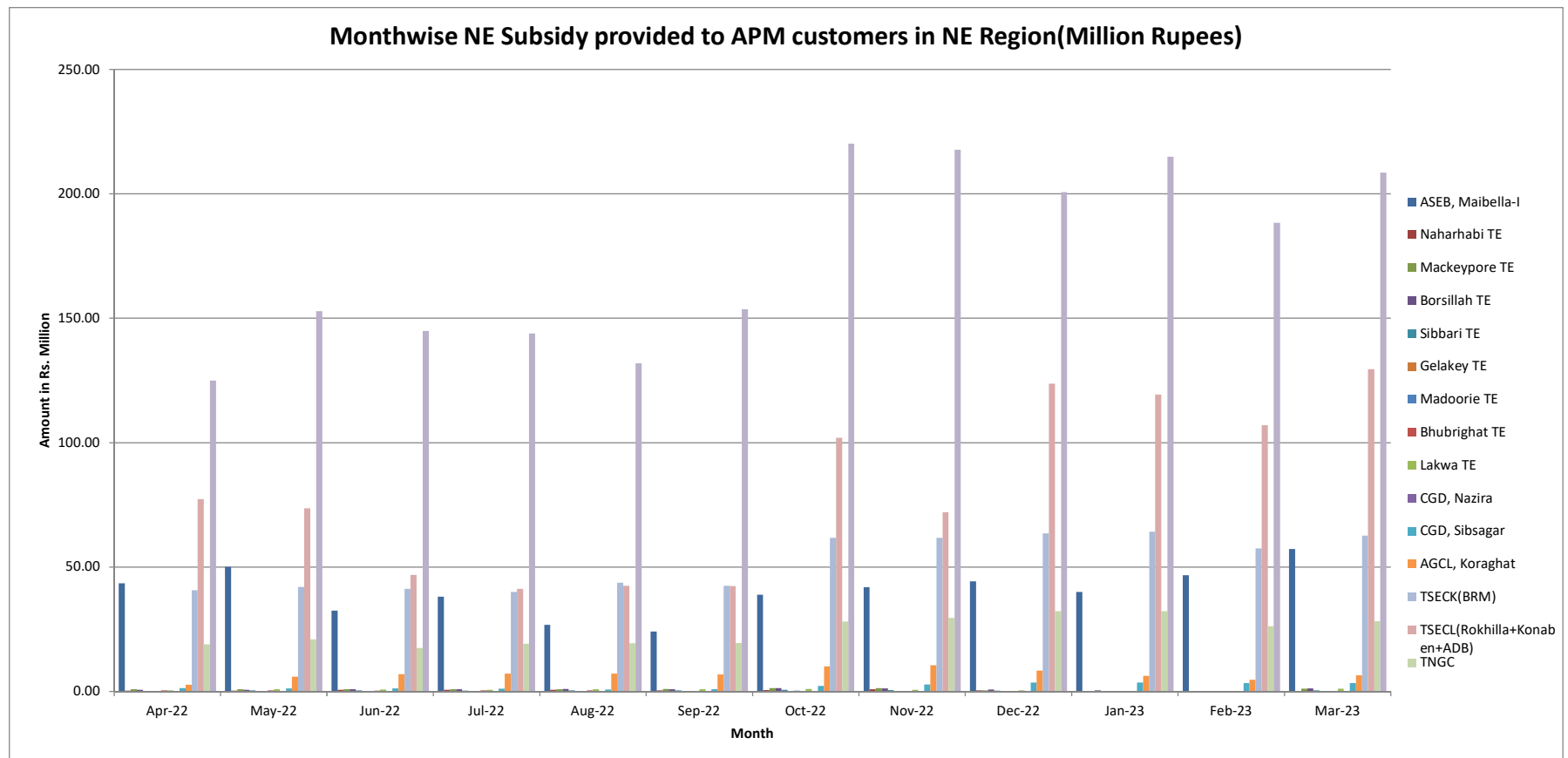


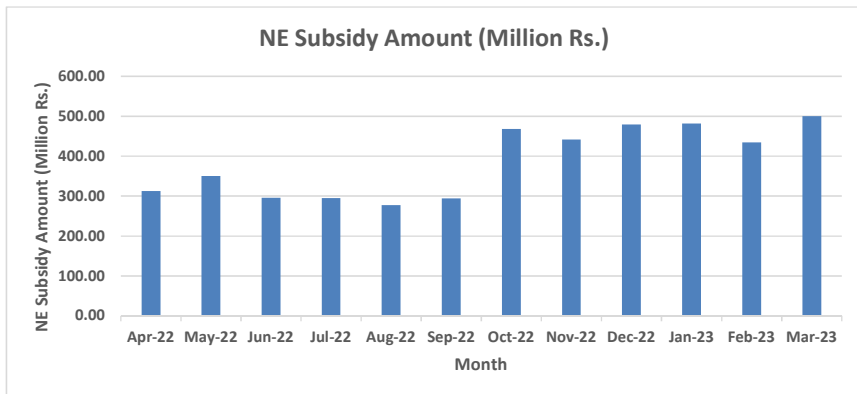
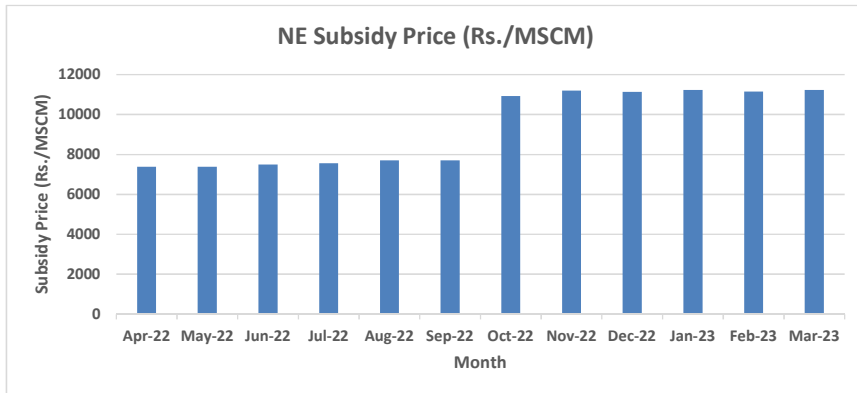
Name of the Consumer/Delivery point	Details of NE Subsidy Provided to APM Customer in last 12 months (Indian Rs. In Million)													
	Apr-22	May-22	Jun-22	Jul-22	Aug-22	Sep-22	Oct-22	Nov-22	Dec-22	Jan-23	Feb-23	Mar-23	Total	
ASEB, Maibella-I	43.43	50.09	32.43	38.14	26.78	24.09	38.85	41.94	44.27	39.96	46.76	57.20	483.91	
Naharhabi TE	0.34	0.34	0.60	0.65	0.66	0.45	0.57	0.82	0.40	0.06	0.04	0.26	5.18	
Mackeypore TE	0.85	0.88	0.90	0.91	0.94	0.96	1.30	1.34	0.45	0.16	0.25	1.07	10.02	
Borsillah TE	0.69	0.68	0.85	0.94	1.02	0.86	1.25	1.19	0.74	0.49	0.09	1.20	9.99	
Sibbari TE	0.22	0.37	0.41	0.36	0.42	0.45	0.59	0.57	0.34	0.09	0.02	0.37	4.20	
Gelakey TE	0.12	0.13	0.14	0.14	0.15	0.14	0.18	0.18	0.06	0.01	0.02	0.17	1.43	
Madoorie TE	0.21	0.24	0.28	0.27	0.27	0.27	0.34	0.29	0.10	0.01	0.13	0.29	2.70	
Bhubrighat TE	0.39	0.48	0.36	0.51	0.46	0.21	0.20	0.25	0.20	0.00	0.00	0.08	3.13	
Lakwa TE	0.44	0.85	0.79	0.72	0.88	0.90	1.02	0.72	0.46	0.17	0.25	1.06	8.26	
CGD, Nazira	0.12	0.13	0.12	0.13	0.13	0.12	0.18	0.18	0.19	0.19	0.17	0.19	1.86	
CGD, Sibsagar	1.24	1.23	1.20	1.05	0.78	0.94	2.23	2.72	3.61	3.56	3.34	3.42	25.31	
AGCL, Koraghat	2.65	5.97	6.96	7.20	7.21	6.83	10.00	10.49	8.43	6.20	4.68	6.54	83.15	
TSECK(BRM)	40.60	42.01	41.26	40.01	43.75	42.40	61.71	61.76	63.58	64.20	57.45	62.64	621.37	
TSECL(Rokhilla+Konaben+ADB)	77.28	73.62	46.90	41.19	42.49	42.36	101.96	72.08	123.68	119.28	106.95	129.49	977.28	
TNGC	18.96	20.95	17.47	19.10	19.36	19.45	28.13	29.58	32.29	32.31	26.18	28.20	291.98	
Neepco (ADB+Konaben)	124.84	152.74	144.91	143.85	131.88	153.62	220.12	217.70	200.70	214.92	188.40	208.58	2102.25	
Total	312.38	350.72	295.57	295.14	277.17	294.05	468.61	441.81	479.50	481.59	434.73	500.76	4632.03	



Monthwise Quantity, Subsidy Price and Amount

Month	Quantity (MSCM)	NE Subsidy Price (Rs./MSCM)	NE Subsidy Amount (Million Rs.)
Apr-22	45086	7381.74	312.38
May-22	50107	7375.4	350.72
Jun-22	42107	7486.51	295.57
Jul-22	41369	7559.13	295.14
Aug-22	38381	7707.14	277.17
Sep-22	41097	7703.57	294.05
Oct-22	46189	10920.23	468.61
Nov-22	42327	11207.14	441.81
Dec-22	46370	11135.32	479.50
Jan-23	46313	11223.81	481.59
Feb-23	43839	11147.22	434.73
Mar-23	49747	11244.05	500.76

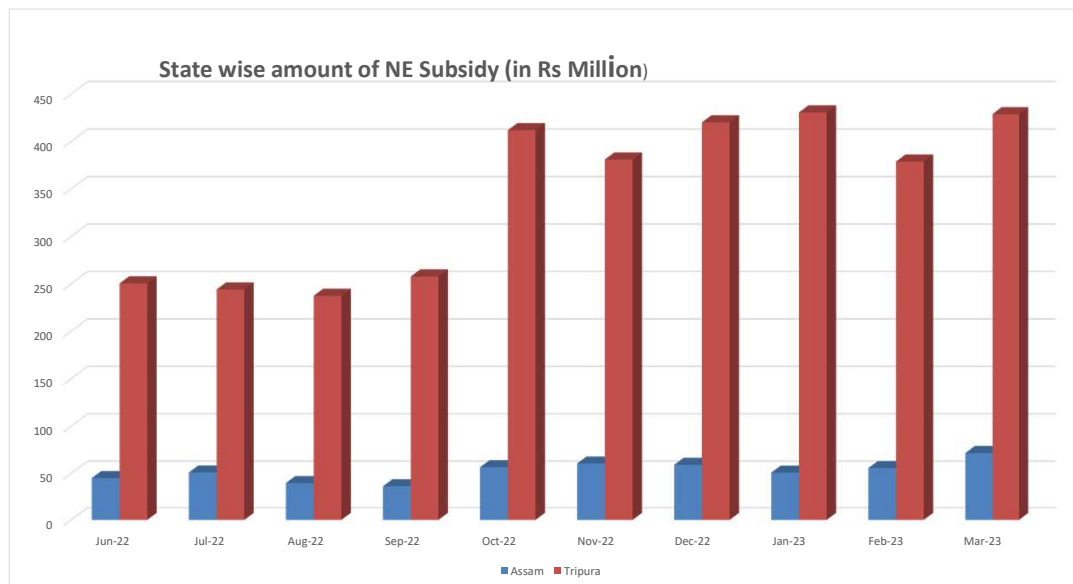
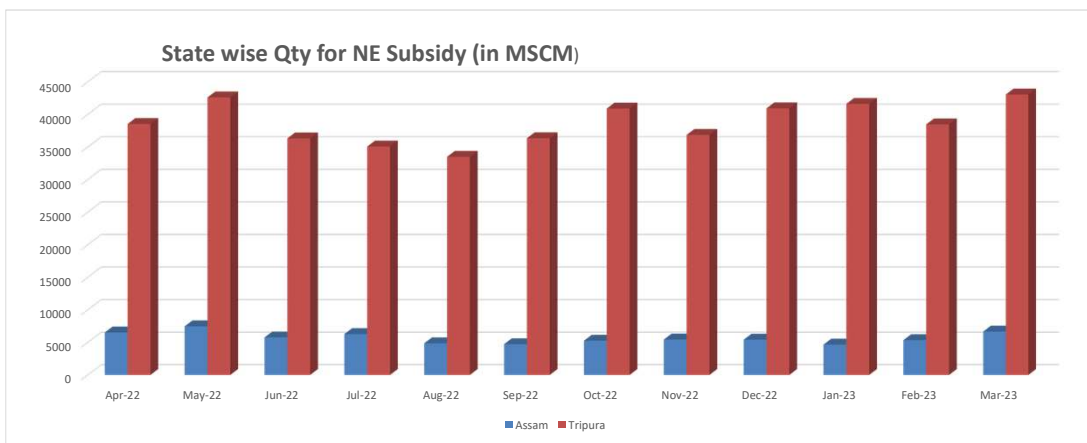
Correlation Quantity & NE Subsidy	Correlation NE Subsidy Price & NE Subsidy Amount
0.627	0.953

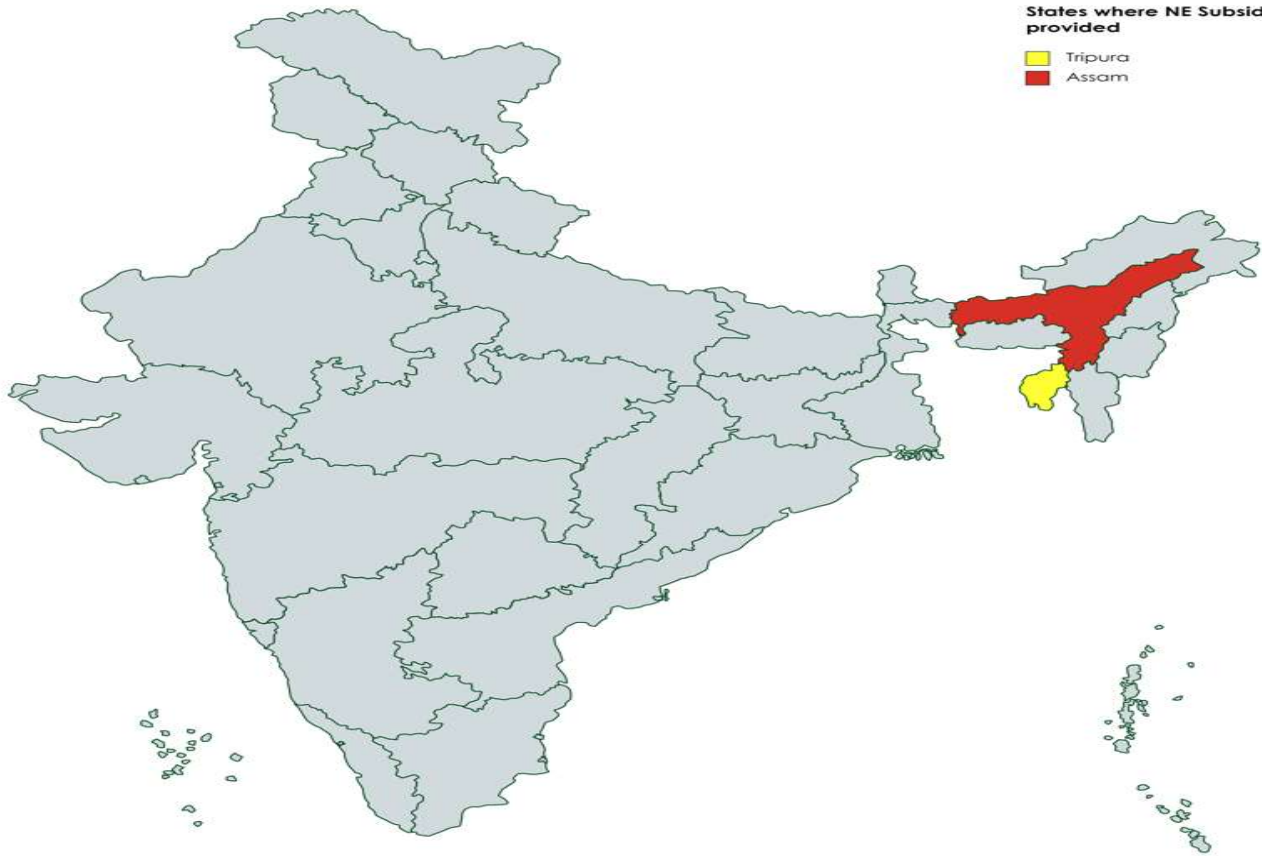


Sibsagar													
Name of the Consumer/Delivery point	Apr-22	May-22	Jun-22	Jul-22	Aug-22	Sep-22	Oct-22	Nov-22	Dec-22	Jan-23	Feb-23	Mar-23	Total
Gas Supplied through Gail													
ASEB, Maibelli	5618	6070	4209	4716	3316	3261	3763	3917	4206	3797	4388	5239	42873
Naharhabi TE	42	43	74	80	78	54	47	66	33	4	3	20	521
Mackeypore T	109	109	109	112	114	114	108	109	36	13	20	102	934
Borsillah TE	88	86	106	114	124	100	104	95	59	39	7	104	915
Sibbari TE	28	47	50	44	51	55	50	46	27	7	1	30	405
Gelakey TE	14	17	17	17	18	18	15	15	5	1	2	21	136
Madoorie TE	22	25	28	28	28	28	25	20	8	1	10	24	214
Bhubrighat TE	59	72	52	74	65	30	20	25	20	0	0	7	417
Lakwa TE	57	103	102	88	110	122	99	67	44	16	24	105	808
Gas Supplied through AGCL													
CGD, Nazira	15	16	15	16	16	15	16	15	16	16	201	218	153
CGD, Sibsagar	155	152	148	126	91	111	186	224	292	285	269	278	1770
AGCL, Koragha	330	745	865	878	867	831	842	851	682	502	433	532	7394

Tripura													
TSECK(BRM)	6000	6197	6000	5760	6200	5981	6154	6000	6200	6200	5600	6061	60691
TSECL(Rokhilla)	11382	10848	6792	5915	5984	5970	10135	6962	12055	11533	10418	12500	87575
TNGC	2786	3083	2525	2727	2723	2737	2781	2852	3137	3124	4124	4391	28476
Neepeco (ADB)	18380	22497	21013	20675	18596	21671	21846	21061	19551	20777	18338	20113	206066

State	Apr-22	May-22	Jun-22	Jul-22	Aug-22	Sep-22	Oct-22	Nov-22	Dec-22	Jan-23	Feb-23	Mar-23	Total
Assam	6537	7483	5776	6293	4877	4738	5274	5452	5428	4680	5359	6681	68578
Tripura	38549	42625	36330	35076	33504	36358	40915	36875	40942	41633	38480	43066	464354
State	Apr-22	May-22	Jun-22	Jul-22	Aug-22	Sep-22	Oct-22	Nov-22	Dec-22	Jan-23	Feb-23	Mar-23	Total
Assam	51	61	45	51	40	36	57	61	59	51	56	72	639
Tripura	262	289	251	244	237	258	412	381	420	431	379	429	3993





States where NE Subsidy is provided

- Tripura
- Assam