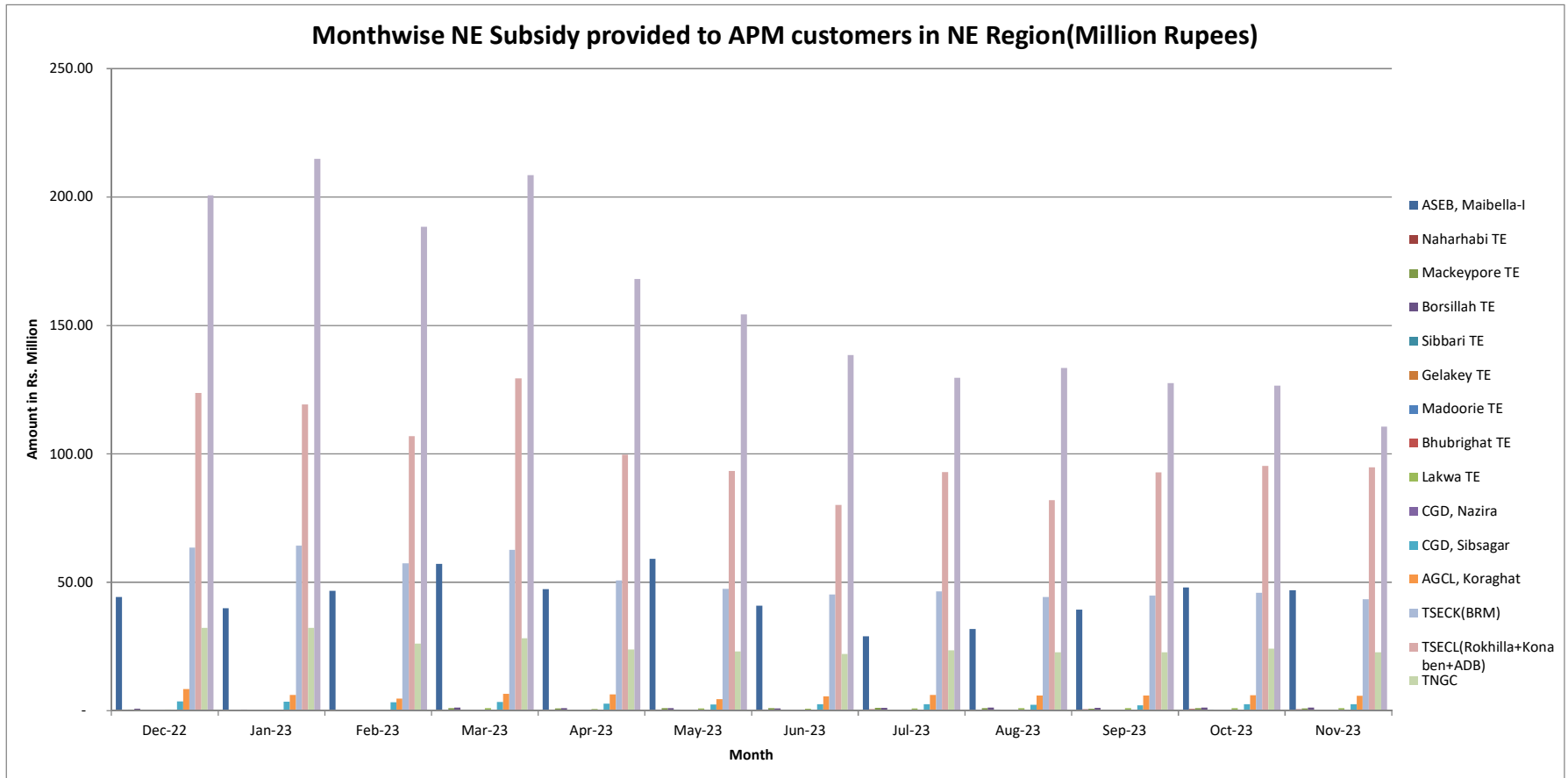


Name of the Consumer/Delivery point	Details of NE Subsidy Provided to APM Customer in last 12 months (Indian Rs. In Million)												
	Dec-22	Jan-23	Feb-23	Mar-23	Apr-23	May-23	Jun-23	Jul-23	Aug-23	Sep-23	Oct-23	Nov-23	Total
ASEB, Maibella-I	44.27	39.96	46.76	57.20	47.33	59.21	40.87	28.96	31.85	39.34	48.02	46.90	530.65
Naharhabi TE	0.40	0.06	0.04	0.26	0.46	0.45	0.43	0.52	0.41	0.54	0.69	0.58	4.84
Mackeypore TE	0.45	0.16	0.25	1.07	0.92	1.02	0.98	1.08	1.07	0.85	0.98	0.93	9.77
Borsillah TE	0.74	0.49	0.09	1.20	0.98	0.95	0.92	1.14	1.28	1.08	1.30	1.25	11.42
Sibbari TE	0.34	0.09	0.02	0.37	0.27	0.44	0.35	0.38	0.45	0.35	0.46	0.34	3.84
Gelakey TE	0.06	0.01	0.02	0.17	0.14	0.15	0.16	0.16	0.17	0.15	0.15	0.14	1.48
Madoorie TE	0.10	0.01	0.13	0.29	0.26	0.27	0.26	0.27	0.28	0.25	0.28	0.21	2.63
Bhubrighat TE	0.20	-	-	0.08	0.12	0.12	0.13	0.15	0.15	0.14	0.18	0.19	1.45
Lakwa TE	0.46	0.17	0.25	1.06	0.67	0.87	0.79	0.92	1.05	1.04	1.03	1.04	9.38
CGD, Nazira	0.19	0.19	0.17	0.19	0.15	0.14	0.14	0.15	0.15	0.14	0.14	0.14	1.88
CGD, Sibsagar	3.61	3.56	3.34	3.42	2.73	2.42	2.55	2.50	2.25	2.12	2.51	2.59	33.60
AGCL, Koraghat	8.43	6.20	4.68	6.54	6.34	4.57	5.61	6.12	5.93	5.98	6.02	5.82	72.24
TSECK(BRM)	63.58	64.20	57.45	62.64	50.72	47.44	45.28	46.45	44.29	44.83	45.95	43.40	616.22
TSECL(Rokhilla+Konaben+ADB)	123.68	119.28	106.95	129.49	99.72	93.37	80.14	92.96	82.04	92.81	95.27	94.76	1,210.48
TNGC	32.29	32.31	26.18	28.20	23.85	23.09	22.14	23.53	22.72	22.74	24.18	22.77	303.99
Neepco (ADB+Konaben)	200.70	214.92	188.40	208.58	168.16	154.35	138.48	129.63	133.42	127.55	126.55	110.62	1,901.35
Total	479.50	481.59	434.73	500.76	402.81	388.88	339.22	334.92	327.51	339.93	353.71	331.68	4,715.23

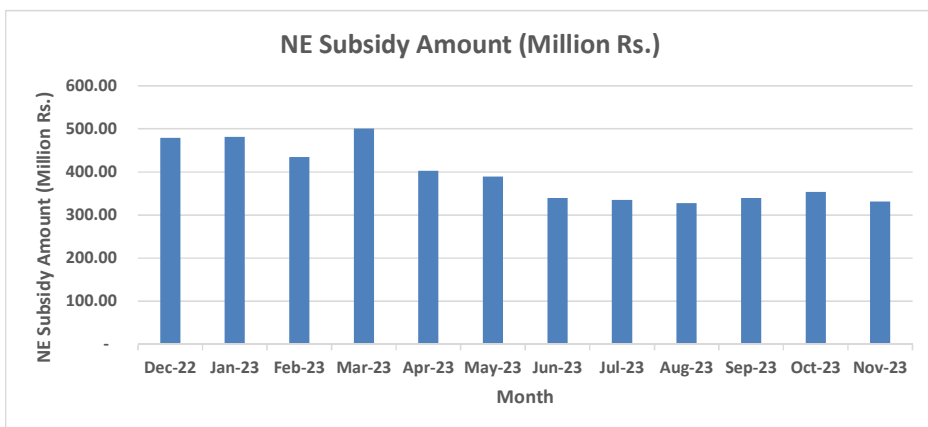
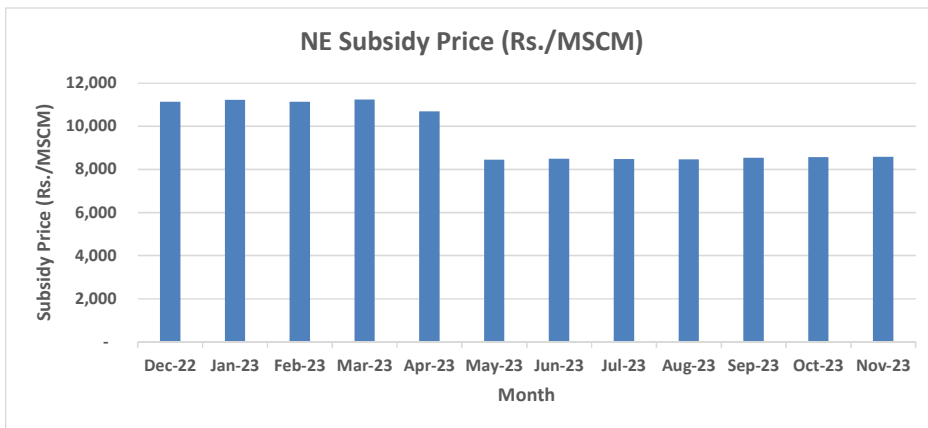
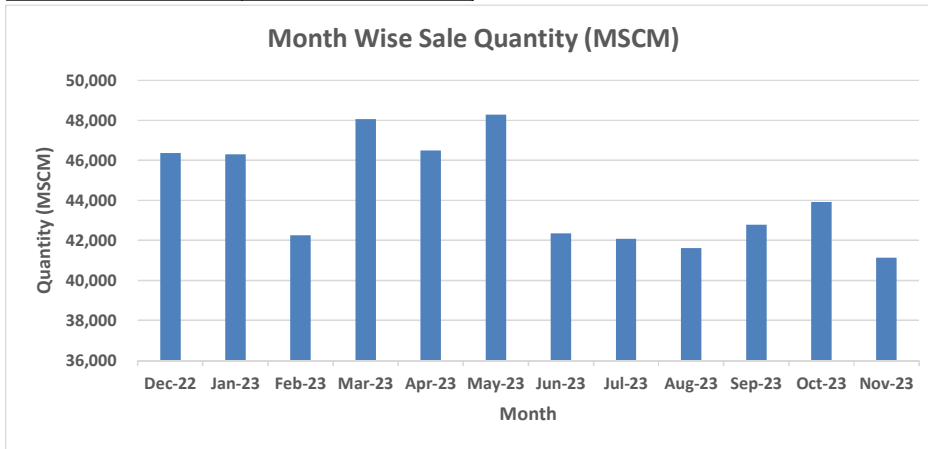
Monthwise NE Subsidy provided to APM customers in NE Region(Million Rupees)



Monthwise Quantity, Subsidy Price and Amount

Month	Quantity (MSCM)	NE Subsidy Price (Rs./MSCM)	NE Subsidy Amount (Million Rs.)
Dec-22	46,370	11,135	479.50
Jan-23	46,313	11,224	481.59
Feb-23	42,259	11,147	434.73
Mar-23	48,073	11,244	500.76
Apr-23	46,491	10,692	402.81
May-23	48,292	8,462	388.88
Jun-23	42,354	8,495	339.22
Jul-23	42,073	8,484	334.92
Aug-23	41,612	8,476	327.51
Sep-23	42,787	8,542	339.93
Oct-23	43,912	8,569	353.71
Nov-23	41,136	8,588	331.68

Correlation Quantity & NE Subsidy	Correlation NE Subsidy Price & NE Subsidy Amount
0.729	0.925



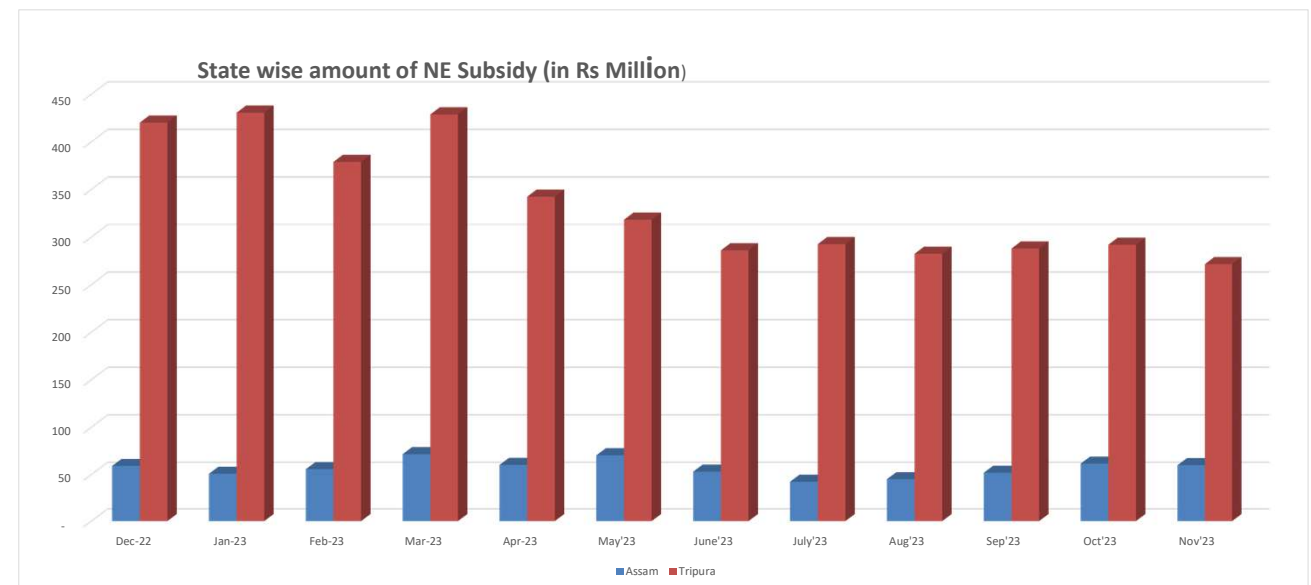
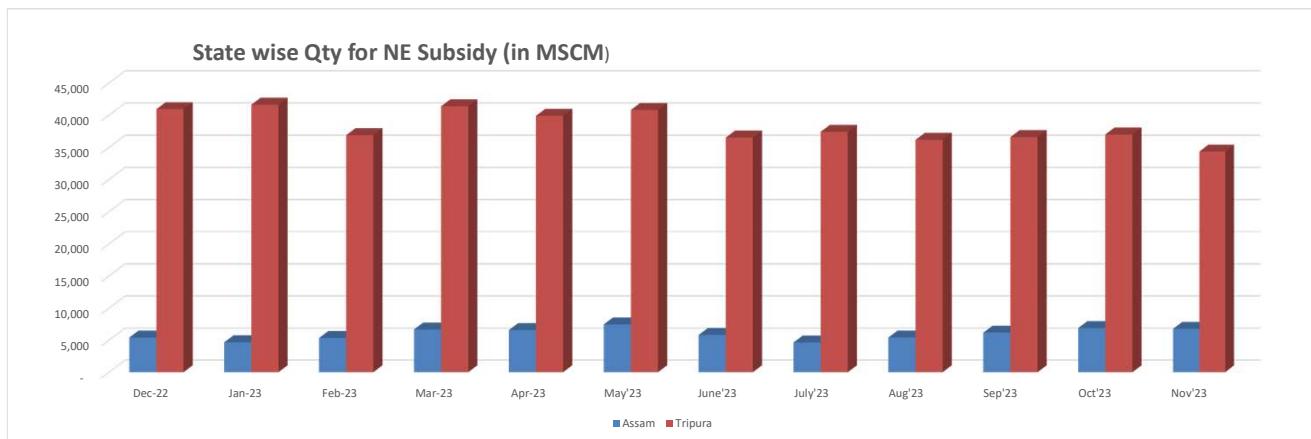
Statewise details of gas supplied on which subsidy is claimed

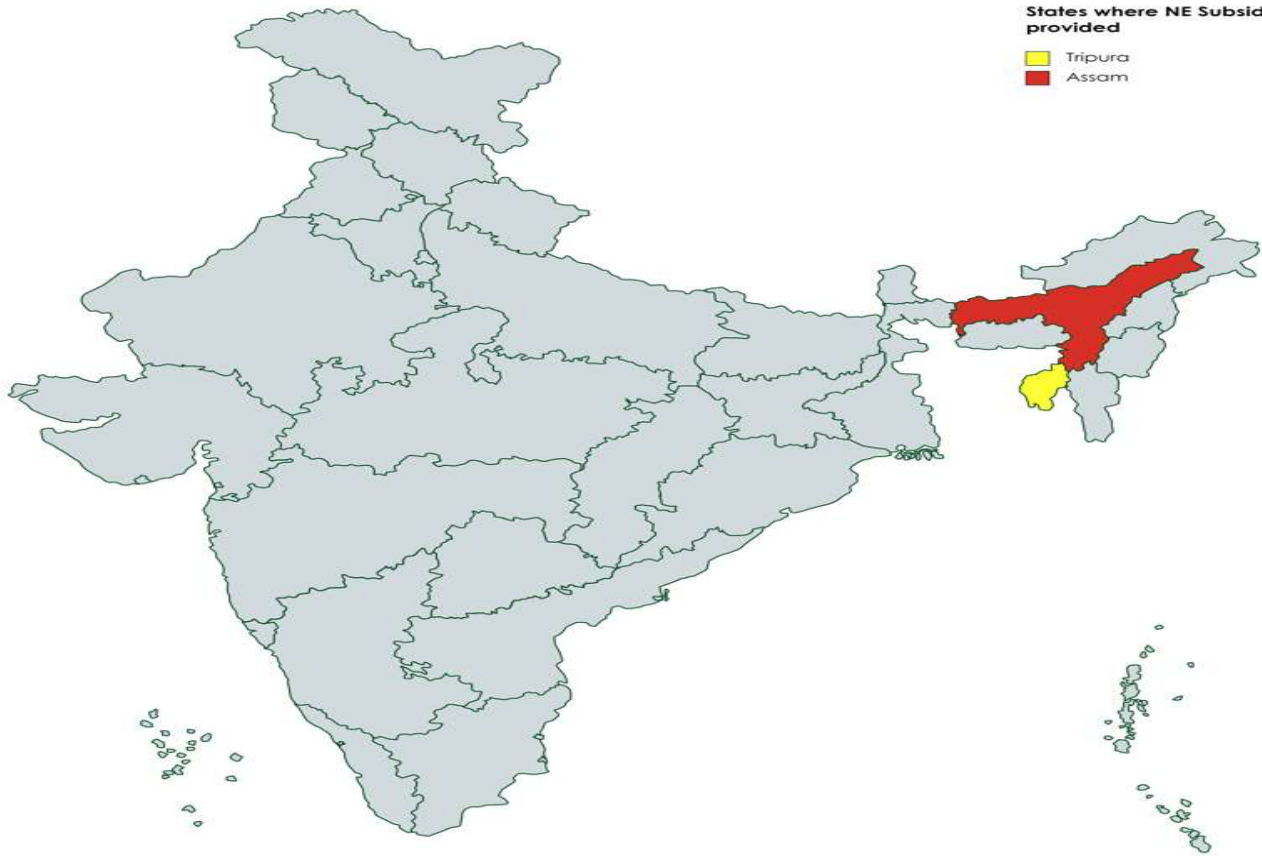
Assam													
Name of the Consumer/Delivery point	Dec-22	Jan-23	Feb-23	Mar-23	Apr-23	May'23	June'23	July'23	Aug'23	Sep'23	Oct'23	Nov'23	Total
Gas Supplied through Gail													
ASEB, Maibella-I	4,206	3,797	4,388	5,239	5,279	6,225	4,488	3,213	3,972	4,781	5,388	5,329	56,307
Naharhabi TE	33	4	3	20	45	48	46	54	43	58	72	61	489
Mackeypore TE	36	13	20	102	91	112	103	113	112	92	105	99	999
Borsillah TE	59	39	7	104	96	102	99	121	133	118	139	133	1,149
Sibbari TE	27	7	1	30	26	48	37	40	46	38	50	37	387
Gelakey TE	5	1	2	21	14	17	17	17	18	16	16	15	158
Madoorie TE	8	1	10	24	23	28	27	26	28	26	29	21	250
Bhuhrihat TE	20	-	-	7	14	16	16	19	19	18	22	24	176
Lakwa TE	44	16	24	105	73	92	89	102	132	127	116	119	1,039
Gas Supplied through AGCL													
CGD, Nazira	16	16	201	218	15	16	15	16	16	15	16	15	572
CGD, Sibsagar	292	285	269	278	266	258	267	263	241	230	273	280	3,202
AGCL, Koraghat	682	502	433	532	647	514	625	673	682	666	678	652	7,285

Tripura													
TSECK(BRM)	6,200	6,200	5,600	6,061	5,909	6,106	5,793	5,958	5,680	5,691	5,829	5,488	70,515
TSECL(Rokhilla+Konaben+ADB)	12,055	11,533	10,418	12,500	11,610	11,977	10,239	11,879	10,498	11,804	12,076	11,992	138,582
TNGC	3,137	3,124	2,544	2,717	2,776	2,959	2,826	3,006	2,905	2,889	3,065	2,877	34,825
Neeppo (ADB+Konaben)	19,551	20,777	18,338	20,113	19,606	19,776	17,667	16,572	17,089	16,218	16,040	13,992	215,738

Gas Supplied													
State	Dec-22	Jan-23	Feb-23	Mar-23	Apr-23	May'23	June'23	July'23	Aug'23	Sep'23	Oct'23	Nov'23	Total
Assam	5,428	4,680	5,359	6,681	6,590	7,474	5,830	4,657	5,441	6,185	6,903	6,786	72,013
Tripura	40,942	41,633	36,900	41,392	39,902	40,818	36,525	37,416	36,171	36,602	37,010	34,350	459,660

Subsidy Amount													
State	Dec-22	Jan-23	Feb-23	Mar-23	Apr-23	May'23	June'23	July'23	Aug'23	Sep'23	Oct'23	Nov'23	Total
Assam	59	51	56	72	60	71	53	42	45	52	62	60	683
Tripura	420	431	379	429	342	318	286	293	282	288	292	272	4,032





States where NE Subsidy is provided

- Tripura
- Assam